



2008/09 MSPPSA SERIES

PROTEIN
ELECTROPHORESIS
EQUIPMENT MARKET

AN ANALYSIS OF
MARKET SIZE & GROWTH,
MARKET SHARE, PURCHASE PLANS &
SUPPLIER ASSESSMENT FOR THE
NORTH AMERICAN LIFE SCIENCE RESEARCH
MARKET

A Multi-Client Report

by
PhorTech International
San Carlos, California

December 31, 2008

Copyright 2008 by PhorTech International, 238 Crestview Drive, San Carlos CA 94070. All rights reserved. No material contained in this report may be reproduced in whole or in part without the written permission of the publisher. This report is not intended to be, and should not be construed as a recommendation for the purchase or sale of any securities mentioned herein. The information has been derived from statistical and other sources which we deem reliable but their completeness cannot be guaranteed. Opinions expressed herein are based upon our interpretation of available information and are subject to change.





TABLE OF CONTENTS

I. BACKGROUND	9
A. Survey Objectives	10
B. Survey Methodology	19
II. DEMOGRAPHIC SEGMENTATION	21
#1. Current Use of Protein Electrophoresis	22
#0. Computer Operating Systems & Browser Used	23
#A. Currency Used in Survey Responses	25
#91. Segmentation by Organizational Type	26
#92. Segmentation by Job Description	35
#94. Segmentation by Scientific Discipline	37
#93. Years of Experience with Protein Electrophoresis	39
#96. Respondents' Involvement in the Purchasing Process.....	41
#3. Basis for Response: Individual vs. Entire Lab Usage	43
#4. Researchers in Lab Performing Protein Electrophoresis....	45
III. MARKET SIZE ANALYSIS	47
#0+. Pop'n Est of North American Rsrchrs Using Protein EPH	48
#2. Usage of Protein EPH Techniques.....	51
IV. PROTEIN ELECTROPHORESIS EQUIPMENT	55
#7. Protein EPH Chamber Audit Market Size/Growth.....	56
#7+. Protein EPH Gel Chamber Market Share Analysis	65
#8. Protein EPH Power Supply Audit Market Size/Growth ..	93
#8+. Electrophoretic Power Supply Market Share Analysis	97
#7,8. Combined Audit of EPH Instrumentation	104
#9A. Likelihood of Purchasing Protein Electrophoresis Insts....	106
#9A+. Instrument Brands & Models Under Consideration	111
#7B. Rejected EPH Instrumentation Brands & Reasons	121
#10. Inst Purchase Preference: Stockroom vs. Vendor.....	127
#13. Inst Purchase Preference: Modules vs. Complete Systems	130
#11. Desired Improvements in Protein EPH Equipment	132
V. EQUIPMENT & REAGENT SUPPLIER ASSESSMENT	141
#32. Familiar Protein EPH Equipment/Reagent Suppliers.....	142
#33. Importance of Factors in Supplier Selection Process.....	145
#44. Ranked EPH Inst/Reagent Supplier's Performance	148





VI. GENERAL COMMENTS	159
#45. Significant 'Pain Points' in Protein EPH/Blotting Work..	160
#98. Closing Comments about Survey or Protein EPH Usage.	175
VII. THE QUESTIONNAIRE	179





LIST OF TABLES & FIGURES

I. BACKGROUND.....	13
Survey Objectives	10
Survey Methodology.....	19
Survey Response Rates.....	19
II. DEMOGRAPHIC SEGMENTATION	21
Computer Operating Systems Used to Answer Survey Questionnaire	23
Browser Used to Answer Survey Questionnaire.....	23
Distribution by Type of Currency	25
Distribution by Type of Organization, Users of Protein Electrophoresis	27
Distribution by Type of Organization, Users of Precast vs. Handcast Gels.....	27
Organizations Represented by Respondents to this Survey	28
Distribution by Job Description	35
Distribution by Scientific Discipline, All Respondents.....	37
Years of Experience with Protein Electrophoresis Techniques	39
Mean, Median & Mode Years of Experience with Protein EPH Techniques.....	39
Resps Involvement in Purchasing Process for Electrophoresis Products	41
Basis for Survey Responses: Individual or Laboratory Usage.....	43
Statistical # Researchers/Lab Using Protein Electrophoresis	45
#Researchers/Lab Using Protein Electrophoresis, Resps Answering for Lab	46
III. MARKET SIZE ANALYSIS.....	47
Pop'n Estimate of North American Life Science Rsrchrs Using Protein EPH.....	50
Electrophoretic Techniques Used to Analyze Proteins, % of Resps Using	51
Verbatim Description of 'Other' Electrophoretic Techniques	52
Estimated N American Bioresearcher Pop'n Using Various EPH Techniques	52
IV. PROTEIN ELECTROPHORESIS EQUIPMENT.....	55
Protein Electrophoresis Gel Chambers	56
Mean, Median & Mode # Protein EPH Chambers Purchased/Resp from Audit..	57
Mean # of Protein EPH Chambers Purchased/Resp in Last 5 Years from Audit...	58
Extrapolated Size of N American Prot'n EPH Chamber Installed Base, Last 5 Yrs	58
Unit Share by Category (2004-2008), Protein Electrophoresis Gel Chambers.....	58
N American Unit Market Size Estimates, Categories of Chambers in Last 5 Yrs ..	59
Dollar Share by Category (2004-2008), Protein Electrophoresis Gel Chambers...	59
Mean Price per Protein EPH Chamber, By Category in Last 5 Yrs	60
N American Dollar Market Size Estimates, Categories of Chambers in Last 5 Yrs	60
Extrapolated \$ Spend in N America for Protein EPH Chambers, in Last 5 Yrs ...	66
Unit Placements by Year, 2000-2008 for Protein EPH Gel Chambers.....	61
Dollar Spend by Year, 2000-2008 for Protein EPH Gel Chambers.....	62
Annual N American Mkt Size Estimates for Protein EPH Chambers, by Year	63
N American Mkt Size Estimates for Protein EPH Chambers, by Year, Last 10 Yrs	63
Annual N American Mkt Size Estimates for Mini PAGE EPH Chambers, by Year	64
N American Mkt Size Estimates for Mini PAGE EPH Chambers, by Year, 10 Yrs	64
Mean, Median & Mode \$ Spend on Protein EPH Chambers/Resp from Audit...	65
Mean # Chambers & \$ Spend on Protein EPH Chambers/Resp, Last 9 Yrs	65
Statistical # of Protein EPH Chambers Purchased/Resp, Indiv vs. Lab Basis	66
Statistical \$ Spend for Protein EPH Chambers/Resp, Indiv vs. Lab Basis.....	66
Distribution of \$ Spend for Protein EPH Chambers/Resp, Indiv vs. Lab Basis	67
Manufacturers' Unit Market Shares, Protein EPH Gel Chambers.....	68





Manufacturers' Dollar Market Shares, Protein EPH Gel Chambers	69
Mean List Price per Protein Electrophoresis Chamber for Major Manufacturers .	69
Protein Electrophoresis Chamber Manufacturers in the 'Other' Category	70
Mini PAGE Chambers for Protein Separations	70
Mean # of Mini PAGE Chambers per Resp from Audit.....	71
Mean Dollar Spend for Mini PAGE Chambers/Resp from Audit	71
Mean Price per Mini PAGE Chamber from Audit.....	71
Manufacturers' Unit Market Shares, Mini PAGE Chambers.....	71
Manufacturers' Dollar Market Shares, Mini PAGE Chambers	72
Mean Price per Mini PAGE Chamber from Major Manufacturers	72
Most Frequently Mentioned Models of Mini PAGE Chambers for Protein EPH	73
Mini PAGE Chamber Manufacturers in the 'Other' Category	73
Electrofocusing Chambers for Protein Separations	74
Mean # of Electrofocusing Chambers Purchased/Resp from Audit	74
Mean Dollar Spend for Electrofocusing Chambers/Resp from Audit	74
Mean Price per Electrofocusing Chamber from Audit.....	74
Manufacturers' Unit Market Shares, Electrofocusing Chambers.....	74
Manufacturers' Dollar Market Shares, Electrofocusing Chambers.....	75
Mean Price per Electrofocusing Chamber from Major Manufacturers	75
Most Frequently Mentioned Models of Electrofocusing Chambers.....	76
Automated Electrophoresis Chambers for Protein Separations	76
Manufacturers & Models of Automated EPH Chambers Itemized in Audit.....	76
Mean Price for Automated EPH Chambers Purchased	76
Large PAGE Chambers for Protein Separations	77
Mean Price per Large PAGE Chamber from Audit	77
Mean Dollar Spend for Large PAGE Chambers/Resp from Audit.....	77
Mean # of Large PAGE Chambers Purchased/Resp from Audit.....	77
Manufacturers' Unit Market Shares, Large PAGE Chambers.....	77
Manufacturers' Dollar Market Shares, Large PAGE Chambers	78
Mean Price per Large PAGE Chamber from Major Manufacturers	78
Large PAGE Chamber Manufacturers in the 'Other' Category	79
Most Frequently Mentioned Models of Large PAGE Chambers for Protein EPH	79
Protein Tank Blotting Chambers	80
Mean Price per Protein Tank Blotting Chamber from Audit	80
Mean # of Protein Tank Blotting Chambers Purchased/Resp from Audit	80
Mean Dollar Spend for Protein Tank Blotting Chambers/Resp from Audit.....	80
Manufacturers' Unit Market Shares, Protein Tank Blotting Chambers	80
Manufacturers' Dollar Market Shares, Protein Tank Blotting Chambers.....	81
Mean Price per Protein Tank Blotting Chamber from Major Manufacturers	81
Most Frequently Mentioned Models of Protein Tank Blotting Chambers	82
Semi-Dry Blotting Chambers for Protein Work.....	82
Mean Price per Semi-Dry Blotting Chamber from Audit.....	82
Mean Dollar Spend for Semi-Dry Blotting Chambers/Resp from Audit	82
Mean # of Semi-Dry Blotting Chambers Purchased/Resp from Audit.....	82
Manufacturers' Unit Market Shares, Semi-Dry Blotting Chambers.....	83
Mean Price per Semi-Dry Blotting Chamber from Major Manufacturers	83
Manufacturers' Dollar Market Shares, Semi-Dry Blotting Chambers	84
Most Frequently Mentioned Models of Semi-Dry Blotting Chambers	84





Midi PAGE Chambers for Protein Separations	85
Mean Price per Midi PAGE Chamber from Audit.....	85
Mean # of Midi PAGE Chambers Purchased/Resp from Audit.....	85
Mean Dollar Spend for Midi PAGE Chambers/Resp from Audit	85
Manufacturers' Unit Market Shares, Midi PAGE Chambers.....	85
Midi PAGE Chamber Manufacturers in the 'Other' Category	86
Manufacturers' Dollar Market Shares, Midi PAGE Chambers	86
Mean Price per Midi PAGE Chamber from Major Manufacturers	86
Most Frequently Mentioned Models of Midi PAGE Chambers for Protein EPH.	87
Unit & Dollar Protein EPH Gel Chamber Sales Estimates Over the Last 5 Yrs.	87
Unit & \$ Mkt Shares (Last 5 Yrs) by Manufacturer & Category.....	88
Extrapolated N American Unit Sales (Last 5 Yrs) by Manufacturer & Category..	88
Extrapolated N American \$ Spend (Last 5 Yrs) by Manufacturer & Category.....	89
Product Mix for Major Protein Chamber Manufacturers Over the Last 5 Years	89
Bio-Rad's Product Mix, Extrapolated \$ Spend, Protein EPH Chambers.....	89
Hoefler's Product Mix, Extrapolated \$ Spend, Protein EPH Chambers	90
Invitrogen's Product Mix, Extrapolated \$ Spend, Protein EPH Chambers.....	91
GE Healthcare's Product Mix, Extrapolated \$ Spend, Protein EPH Chambers....	92
Power Supplies used for Protein Electrophoresis	93
Mean Price per Power Supply from Audit.....	94
Mean # of Power Supplies/Resp from Audit	94
Mean Spend/Resp for Power Supplies from Audit	94
Mean # of Power Supplies/Resp Purchased Over Last 5 Years from Audit	94
Extrapolated Size of N American Power Supply Installed Base, in Last 5 Yrs.....	94
Extrapolated \$ Spend in N America for Power Supply Installed Base, Last 5 Yrs.	94
Unit Placements by Year, 2000-2008, Power Supplies for Protein EPH	95
Dollar Spend by Year, 2000-2008, Power Supplies for Protein EPH	96
Annual N American Mkt Size Estimates for Protein EPH Power Supplies, by Yr ...	96
Manufacturers' Unit Market Shares, Power Supplies for Protein EPH	98
Manufacturers' Dollar Market Shares, Power Supplies for Protein EPH	99
Mean List Price per Protein EPH Power Supply for Major Manufacturers	99
Most Frequently Mentioned Models of Power Supplies for Protein EPH	100
Protein EPH Power Supply Manufacturers in the 'Other' Category.....	101
Extrapolated N American Unit & \$ Sales (Last 5 Yrs) by Manufacturer.....	102
Summary of Units Purchased & \$ Spend (2004-2008) for Instrumentation	103
Total N American Unit Sales of Both Types of Protein EPH Insts, Last 5 Yrs	103
Extrapolated N American Unit & \$ Sales Estimates (Last 5 Yrs) by Instrument...	104
Total N American \$ Spend for Both Types of Protein EPH Insts, Over Last 5 Yrs	104
Likelihood of Purchasing Electrophoresis Products	106
Mean Purchase Intent by Product Category.....	107
Likelihood of Purchasing an 'Other' Type of Electrophoresis Product	107
Likelihood of Purchasing in 12-18 Mths: Chambers, Power Supplies, Blotters	108
% of EPH Users Likely to Purchase a Protein EPH Chamber in 12-18 Mths	108
% of EPH Users Likely to Purchase a Power Supply in 12-18 Mths	109
% of EPH Users Likely to Purchase a Blotting Module in 12-18 Mths.....	109
% of EPH Users Likely to Purchase an 'Other' EPH Product in 12-18 Mths	109
Weighted Mean Number of Researchers Sharing Protein EPH Chamber.....	109
Projected New Protein EPH Chamber Sales Within 12 Mths, by Current Users .	109
Estimate of Repeat/Replacement Inst Purchases Within 12 Mths, by Inst Type...	110
Estimate of Total Repeat/Replacement Inst Purchases Within 12 Mths.....	110
Descriptions of Protein EPH Chamber Manufacturers Under Consideration	111





Chamber Manufs Considered for Near Future Purchase, by Purchase Intent	114
Descriptions of Power Supply Manufacturers Under Consideration	114
Power Supply Manufs Considered for Near Future Purchase, by Purchase Intent	116
Descriptions of Blotting Module Manufacturers Under Consideration	116
Blotting Module Manufs Considered for Near Future Purchase, by Purch Intent	119
Descriptions of Other EPH Equipment Under Consideration	119
Rejection of EPH Instrument Manufacturers, Refusal to Purchase Brands.....	121
Verbatim Comments: Rejection of EPH Instrument Manufacturers	121
Verbatim Reasons for Resps Not Rejecting EPH Instrument Manufacturers.....	123
Edited Rejection of EPH Instrument Manufacturers, Refusal to Purchase Brands	124
Satisfied EPH Instrument Customers, Major Manufacturers	125
Satisfaction Rates and Confidence Levels for Major EPH Inst Manufacturers	125
Preferred Source for EPH Inst Purchases: Direct from Vendor vs. Stockroom	127
Resps Preference for Purchasing Equipment, Industry vs. Non-Industry.....	128
Resps Preference for Purchasing Equipment, Resps Most Likely to Purchase	128
Preferred Modular EPH System Purchases: Indiv Modules vs. Complete System.	130
Resps Preference for Modular EPH System Purchases, Industry vs. Non-Industry	131
Resps Preference for Modular EPH Sys Purchases, Resps Most Likely to Purch...	131
Verbatim Descriptions of Suggested Improvements for Protein EPH Equipment	132
Improvements for Protein EPH Equipment, Frequently Mentioned Themes.....	139
V. EQUIPMENT & REAGENT SUPPLIER ASSESSMENT.....	141
Total & Average Mentions for Familiar EPH Equipment & Reagent Suppliers ...	142
Sources of Familiar EPH Equipment & Reagent Suppliers Recognized by Resps.	143
Verbatim Description of 'Other' Familiar EPH Equipment & Reagent Suppliers	144
Number of Appearances on Constructed Lists of EPH Equipmt & Rgt Suppliers	144
Importance of Factors to Respondents, Important vs. Neutral vs. Not Important	146
Mean, Median & Mode Importance of Factors in Selecting EPH Supplier	146
Number of Appearances on Constructed Lists of Most Important Factors	146
Ranked Suppliers' Performance: Reliable Performance.....	149
Ranked Suppliers' Performance: Providing Consistent Quality	150
Ranked Suppliers' Performance: Ease of Use.....	151
Ranked Suppliers' Performance: Best Value for Money.....	151
Ranked Suppliers' Performance: Based on Previous Experience.....	152
Ranked Suppliers' Performance: Suppliers' Reputation	153
Ranked Suppliers' Performance: Availability/Ease of Ordering.....	154
Ranked Suppliers' Performance: Application Support.....	154
Ranked Suppliers' Performance: Delivery Time	155
Computed Total Points for Criteria Derived from Mean Importance	157
Weighted Score for Major Electrophoresis Equipment & Reagent Suppliers.....	157
VI. GENERAL COMMENTS.....	159
'Pain Points' Related to Protein EPH or Western Blotting, Verbatim Comments	160
Significant 'Pain Points' of Protein EPH, Most Frequently Mentioned Themes ..	172
Significant 'Pain Points' of W Blotting, Most Frequently Mentioned Themes	174
Final Comments.....	175
VII. THE QUESTIONNAIRE.....	179





I. BACKGROUND





A. SURVEY OBJECTIVES

The purpose of this survey was to provide the management of our client companies with an analysis of the current North American market for protein electrophoresis (including electrophoretic gel chambers and power supplies) and consumables (including precast gels, protein stains and standards). This represents the attitudes of a cross section of researchers who utilize protein electrophoresis of in their work.

Due to the amount of information, the results of this survey are presented in two separate reports. The first focuses on protein electrophoresis equipment and any associated questions while the second covers the three types of consumables examined here: protein electrophoresis gels, stains and standards.

The surveying was blind, with no reference made to any clients for the survey. To encourage respondents to express themselves freely and without bias, the survey was anonymous, and made frequent use of open-ended questions.

Several demographic screens were used to characterize respondents. These include the type of organization, job description, number of years of experience with protein electrophoresis, scientific discipline and the level of involvement (either personally or as a member of a group) in the purchasing of electrophoresis products for their organization.

At the beginning of the survey, respondents were asked whether or not they currently analyze protein samples using electrophoresis. Respondents answering negatively to were automatically screened out of the survey and their unique user ID was invalidated to prohibit restarting the survey, as they were not qualified to continue.

Those answering positively were asked to provide the currency (US dollars, Canadian dollars, Mexican pesos, or European Euros) they would use to provide pricing basis for their survey responses. Respondents were then asked to indicate whether they will answer survey questions based on their individual usage or the combined usage of their entire laboratory. Those answering on behalf of their laboratory, were then directed to a subsequent query asking them to provide the number of researchers in their entire lab currently working with protein electrophoresis techniques and covered by the lab's budget.

Respondents were then directed to a series of detailed audit questions. They were first queried about the protein electrophoresis chambers they have purchased in the past 8 years. Specifically, researchers were asked to itemize the brand, model, number of instruments, the year acquired and the type of





gel chamber (either mini PAGE, midi PAGE, large PAGE, electrofocusing, semidry blot, tank blot or preparative electrophoresis) used for protein electrophoresis. This was immediately followed by a detailed audit in which researchers were asked about the power supplies they had purchased in the last 8 years. In particular, respondents were asked to specify the brand and model along with the year of acquisition, and all operation modes from a list of three possibilities (constant current, constant voltage, or constant power) all recently purchased power supplies used for protein electrophoresis work.

Respondents were also asked to indicate whether they definitely, probably, might/might not, probably not or definitely not planned to purchase protein electrophoresis instrumentation in three categories (electrophoretic chambers, power supplies, blotting modules, or a fourth open-ended 'other' option) in the coming 12-18 months. The brand(s) and model(s) under consideration in each category were also requested. In response to the next query, researchers indicated whether there were any brands of electrophoresis instrumentation which they wouldn't buy, and if so, to specify the offending brand and the reason behind their dissatisfaction.

Two subsequent queries measure respondents' preferences on a five-point scale. The first of these asks whether respondents prefer to purchase their next electrophoresis system directly from the vendor or through the stockroom. Using the same scale, the next query asks about attitudes when purchasing a modular electrophoresis system. In particular, this examines whether respondents prefer to purchase the individual modules they need or a complete system package.

This section ends with a final open-ended question inviting respondents to describe any improvements they would like to see in protein electrophoresis systems. Responses were to include both the type of equipment (electrophoretic chambers or power supplies) and the suggested improvement.

The next series of questions examines current methodologies in use including the typical monthly throughput of protein electrophoresis gels, and the percentage of these which are handcast and precast. The subsequent multiple-choice question asks which of 8 electrophoretic techniques are currently used to analyze proteins. These include 2-D electrophoresis, electrofocusing, gradient SDS PAGE, linear SDS PAGE, gradient native PAGE, linear native PAGE, urea PAGE, Western blotting and a ninth option for describing an 'other' unlisted technique. Provided with the total number of gels per month and the techniques currently used, respondents are next asked to indicate their monthly throughput of gels using each technique and of Western blots.

Respondents are also asked to indicate all of the sizes of proteins they are studying given the following 9 ranges: <1 kDa, 1 - 5 kDa, 5 - 10 kDa, 10 -





50 kDa, 50 - 100 kDa, 100 - 200 kDa, 200 - 250 kDa, 250 - 300 kDa, and >300 kDa.

Next, using a five point scale, respondents are asked to indicate the importance of the sample volume per lane on a gel versus the number of lanes. The final question in this section asks respondents to describe (in their own words) any improvements they would like to see in protein electrophoresis gels.

Respondents who earlier indicated that at least some of their gel throughput consisted of precast gels are then asked to provide their annual spend for these gels, the anticipated percent change in consumption over the coming year and the reason for any increases or decreases. They were next asked to identify the sources of these gels (which includes Bio-Rad Laboratories, GE Healthcare, NuSep/Gradipore, Invitrogen, Lonza/Cambrex, Serva, Sigma-Aldrich, Thermo Scientific/Pierce or an 'other' write-in option) and the percent of their annual precast gel budget spent with each supplier.

Respondents who had earlier indicated that all of their gels are handcast were directed to just two questions. The first requests that non-users indicate their reason for not choosing these precast gels and the yes/no responses to the second query indicates whether these respondents plan to start using precast gels in the coming 12 months.

Respondent's usage of stains and labels is examined next. This series of questions begins by asking which of five different classes of stains are currently used. These include Coomassie-based stains, silver stains, fluorescent stains, specialty stains or negative/reversible stains. Subsequent multiple-choice queries ask respondents to identify the stains or labels used for each of the classes currently used.

Coomassie-based stains currently used are examined first. In this case, users are asked to indicate whether they are working with Bio-Safe, Coomassie Blue stain, GelCode stain, Imperial stain, Simply Blue or an 'other' unlisted stain which the respondent can write-in.

For those involved with silver stains, the list of labels on the survey includes a single generic option, silver stain, as well as product names: SilverQuest, SilverSNAP, ColorSilver, DodecaSilver, and an optional open-ended description of an 'other' label.

Those using fluorescent labels are then asked to indicate which of 17 different labels are currently in use. This list includes Coomassie Fluor Orange, Coomassie Violet, Deep Purple, Flamingo fluorescent stain, Krypton fluorescent stain, Lava Purple, Lumitein, Pro-Q Diamond, SYPRO Orange, SYPRO Red, SYPRO Ruby, SYPRO Tangerine, Alexa Fluor 555, Alexa





Fluor 647, Cy2, Cy3, Cy5, and, as in the previous questions, an optional description of an 'other' fluorescent label.

Using a similar format, respondents using specialty stains to detect proteins were queried as to which of five labels they currently use: glycoprotein stain, 6Xhis-tag stain, membrane protein stain, phosphoprotein stain, total protein stain or a sixth write-in 'other' stain. The three negative or reversible stains shown to respondents using this type of detection include copper, Ponceau and zinc stains, as well as the optional 'other' response. In each of these cases, respondents were encouraged to indicate all labels currently utilized for each class of stain.

Once the stains or labels in all of the relevant categories were identified, the software program created a customized list of all stains based on these responses. Shown this complete list, each respondent was asked to indicate which stains are used for gels, which ones are used for Western blots and the percent of gels/blots analyzed using each stain.

Subsequently, basic information about expenditures and suppliers was gathered. Using an identical format as those questions relating to precast gels, respondents were then asked to provide their annual spend for electrophoretic stains and labels, their anticipated percent change in consumption over the coming year, the reason for any increases or decreases, as well as the percent of stain/label budget spent with each of the following suppliers: Bio-Rad Laboratories, GE Healthcare, NuSep/Gradipore, Invitrogen, Lonza/Cambrex, Serva, Sigma-Aldrich, Thermo Scientific/Pierce or an 'other' write-in option.

The next area covered by this survey, protein standards, is examined next. From the multiple-choice question in which respondents indicate the type of protein standards currently used (pre-stained protein markers, unstained protein markers, 2-D/IEF markers, Western blot protein standards or 'other'), respondents are subsequently asked to identify the primary supplier for each type they use from a list of 17 possible sources. These include Agilent Technologies, Biomatik, Bio-Rad, Boston BioProducts, Cell Signaling Technology, Fermentas, GE Healthcare/Amersham, GenScript, Invitrogen, Millipore (Chemicon/Upstate/Linco), New England Biolabs, Novagen, R&D Systems, Sigma Aldrich, Santa Cruz Biotechnology, Thermo Scientific/Pierce, and Wako Chemicals.

Important factors when selecting a protein standard are measured next. Here, respondents are asked to identify the top, second and third most important factors from a predefined list of 11 options presented in random order. These include accuracy of molecular weights, affordable price, band orientation (dark to light to show gel orientation), band sharpness, breadth of product offering, company reputation, high quality products product availability, product stability, reliable performance, and technical support and expertise.





In addition, respondents were provided the option of adding two write-in factors that they might feel are more important than those listed. We also gathered information regarding the annual expenditure for electrophoretic standards, the anticipated percent change in consumption over the coming year, and the reasons behind any change.

The final series of questions evaluates electrophoresis equipment and reagent suppliers and their performance. To begin with, the survey asks respondents to select the suppliers from an alphabetical list of 15 companies that they recognize, either because their products are used on a regular basis or the researcher is familiar with their offerings. This list includes the following instrument suppliers and reagent companies: Ambion, Bio-Rad Laboratories, CBS Scientific, GE Healthcare, Hoefer, Invitrogen, Lonza, PerkinElmer Life Sciences, Qiagen, Santa Cruz Biotechnology, Serva, Sigma-Aldrich, Stratagene, Thermo Scientific, VWR Scientific or an 'other' unlisted supplier.

Using a ten point scale, respondents were then asked to rate the importance of 9 different factors when selecting electrophoresis equipment or reagent supplier. These include availability/ease of ordering, consistent quality, application support, ease of use, previous experience, the reputation of the supplier, value for money, delivery time and reliable performance.

For up to five 'important' factors (identified as those rated with a six or less on the ten point scale), respondents then indicated which of the suppliers they are familiar with (according to their earlier response) ranked the highest regarding each factor. Using this method, researchers rank only familiar suppliers for a random selection of those criteria which are most important to them.

This evaluation of protein electrophoresis closes with a final open-ended question asking respondents to identify any significant 'pain points' related to protein electrophoresis or Western blotting work which they would like to see improved or eliminated. Respondents are instructed to provide the procedure (electrophoresis or blotting) along with their brief description of the problem.

Respondents are also given a final opportunity to provide any feedback or additional comments they would like to add regarding their electrophoresis work or the survey questionnaire itself.

Major objectives of the survey were to estimate the present size of the protein electrophoresis chamber and power supply markets as well as the market for three types of associated consumables: precast gels, protein stains and labels, and protein standards. We will also determine the present market share for protein electrophoresis chambers and power supply manufacturers, as well as for suppliers of precast gels and types of protein stains. This is based upon the projected unit and dollar volume derived from audits of protein electrophoresis chambers and power supplies purchased over the last eight





years, the distribution of the annual spend on precast gels amongst major suppliers and the percent of expenditure by stain or label. The market's projected near-term growth rate in each of these areas is also estimated. Finally, a key objective was to identify the leading instrument manufacturers and consumable suppliers in terms of units sold and estimated dollar spend, and to evaluate their performance based on respondent's overall satisfaction or dissatisfaction, and by their ranking compared to other major companies in these markets.

The audit should permit the evaluation of clients' present market positions, identify marketing strengths and weaknesses, and suggest strategies to develop or improve sustainable competitive advantage.

To better accomplish the survey objectives, a number of programmed features were employed. To speed respondents through the survey, skip patterns were programmed into the questionnaire. One of the single question skips was that respondents were only asked the size of their labs if they indicated that they were answering the survey for their entire laboratory. Another example is that only respondents using precast gels were asked questions about their budget and sources of precast gels while non-users were directed to questions specifically relating to their reason for not choosing these gels and whether this was likely to change in the near future. Also, to avoid asking irrelevant questions, respondents were subsequently only shown the lists of stains for classes that they indicate using in Question #16.

In addition, as mentioned earlier, respondents not involved with protein electrophoresis were directed out of the survey by using Question #1 as a gating question. These respondents' user IDs were then marked so that they could not re-enter the survey.

Constructed lists were also employed for several questions to simplify and personalize the survey based upon responses to earlier questions. For example, in Question #32, respondents were asked to indicate which suppliers they are familiar with and, in Question #33, identify the importance of a variety of criteria when selecting a electrophoresis equipment or reagent supplier. In the subsequent question, only criteria considered to be important (earning a rating of 1 to 5) were shown and the pull-down menu of suppliers showed only companies familiar to the respondent.

Tailored questions were used to imprint the basis respondents used to answer the survey. In Question #3, respondents were asked whether they would answer the survey based upon their own personal usage or based on the combined usage of their laboratory. Depending upon their answer, some of the subsequent questions were worded either 'your individual usage' or 'your laboratory's usage'.





This report is the third 2008/2009 study in a growing series of market research analyses that began in 1993. We plan to continue the series, adding titles and alternating between North American and international markets, depending upon our clients' suggestions and support.

The first two 2008/2009 studies already released cover:

Microplate Readers & Equipment
Protein Expression and Purification Systems.

The series of three reports in the 2007/2008 series covering segments of the North American life science research market are entitled:

Molecular Biology Reagent Systems, Volume 1
Proteomics Research, Volume 1 and
Proteomics Research, Volume 2.

The two reports in the 2006/2007 series which have been released cover the North American market for

DNA Amplification Instrumentation
DNA Amplification Reagents & Methodology

The three reports published in the 2004/2005 series cover the U.S. market for:

DNA Sequencing & Sequencing Services
Electrophoretic Equipment & Reagents and
HPLC Columns in the Life Sciences.

In addition, a single report examining the European market covers the:

Microarray Market Analysis (including Arrayers, Scanners and Microarrays).

Reports published in the 2003/2004 series cover the following U.S. topics:

Molecular Biology Reagent Systems, Vol. 1
Molecular Biology Reagent Systems, Vol. 2
Protein Expression Systems
Proteomics Research, Volume 1 (Sample Prep & 2-D)
Proteomics Research, Volume 2 (Mass Spec & Protein Microarrays).

Reports released in the 2002/2003 series include the following U.S. topics:

DNA Amplification Instrumentation
DNA Amplification Reagents & Methodology
Microplate Reader & Equipment Market





Topics in the U.S. series published in 2001/2002 include:

Electrophoretic Instrumentation & Reagents
Molecular Biology Reagent Systems, Vol. 2

This series also includes the following reports covering international markets:

Densitometers & Image Analysis in Europe
DNA Sequencing in the Far East.

The 2000/2001 series covered the following three reports:

U.S. DNA Amplification
U.S. Molecular Biology Reagent Systems, Vol. 1
Molecular Biology Reagent Systems, Vol. 1 in the Far East.

In the 1999/2000 series, we have released three reports examining the following markets. These are:

Microplate Equipment in Europe
DNA Sequencing in the U.S.
Monoclonal Antibodies in the U.S.

The following nine titles have been released in the series for 1998/1999:

Cell & Tissue Culture in the U.S.
Cytokines & Growth Factors in the U.S.
DNA Amplification in the Far East
DNA Sequencing in Europe
Electrophoretic Gel Media in Europe
HPLC in the Life Sciences in the U.S.
Molecular Biology Reagent Systems, Vol. 1
Molecular Biology Reagent Systems, Vol. 2 in the Far East
Protein Expression Systems in the U.S.

The following titles have been released in the U.S. series for 1997/8:

DNA Sequencing
Molecular Biology Reagent Systems, Vol. 1
Molecular Biology Reagent Systems, Vol. 2
Molecular Diagnostics.

Clients are reminded that additional copies of any of these reports that have been purchased in the past are available at a modest cost. Please contact us for further details. Those wishing to know publication dates for any of these





reports, or wanting to read summaries of the 72+ reports in this series are invited to visit our Web site at: www.phortech.com.





B. SURVEY METHODOLOGY

E-mail invitations to take part in the survey were sent to a selected cross-section of North American life science researchers from our panel of over 50,000 life science researcher worldwide. Invitations were sent to a random selection of 12,212 North American members of the panel. Customized e-mail invitations to the web-based survey were sent to selected individuals from October 13th to October 15th, 2008. After subtracting 2,163 undeliverables, a total of 10,049 invitations were successfully delivered.

Each participant received an e-mail invitation including the web address of the survey and a unique validation code.

The questionnaires were anonymous, using a combination of tabular entry, check-offs, and open-ended probes. However, all respondents who completed the survey did identify themselves by filling in the prize entry form. This makes it possible for us to double-check the responses to any questions by telephoning or emailing respondents, improving the overall confidence in the data. We did not observe any survey fatigue in this questionnaire, and felt that respondents spent considerable time explaining their positions on the open-ended questions.

The survey was closed on October 17th while returns were still coming in because we exceeded our target of 400 completed survey questionnaires and we were eager to get started with the data analysis.

A total of 640 researchers, equivalent to 6.4% of those receiving an invitation, indicated that they were willing to take part in this survey by opening the questionnaire. However, 21 of these didn't answer any questions. A further 31 attested in Question #1 that they didn't currently analyze protein samples by electrophoresis and were therefore disqualified from continuing. An additional 129 entries contained responses to the first few questions at most, and did not provide any audit data. While these have been excluded from this dataset, incomplete responses from a further 43 researchers have been imported along with the 416 who completed the survey into this data set. Although these did not finish the questionnaire, they do provide useful information, and expand the basis (to 459 respondents) for our analysis of the early audit questions.

With a current total of 459 complete and partial responses from the 10,049 invitations, the overall response rate is 4.6%, which met expectations. The overall statistical results that will be presented in the final report for all respondents will be accurate to within ± 4.6 percentage points at the 95% confidence level. The accuracy of values based on the 416 respondents who completed the survey questionnaire is calculated to be within ± 4.8 percentage points at the 95% confidence level.





In our experience, 95% confidence levels are appropriate primarily for scientific experiments. Most business people making decisions are content to be right more often than they are wrong. In this case, a 65% confidence level, (in which you would be right twice as often as you would be wrong) is appropriate. Conveniently, 65% confidence levels are nearly exactly one half the size of the 95% level, thus our 65% levels would be $\pm 2.3\%$ for all 459 respondents, $\pm 2.4\%$ for those 416 researchers completing the questionnaire and a 65% confidence interval of $\pm 2.9\%$ for the 282 respondents using precast gels.

According to the binomial distribution theory, these values are valid when the measured event has about a 50% probability. When the measured event is considerably more rare than this, the corresponding confidence intervals get smaller. On the other hand, these confidence intervals are valid for answers based upon the complete pool of respondents. When analyzing data for a group that includes only a small segment of respondents, the answers are less certain and confidence intervals are correspondingly larger.

In this report, we will calculate more exact individual confidence intervals when appropriate. In our comments, we will note whether given differences are significant at either the 65% or 95% level. To aid our clients in determining the appropriate confidence interval for various combinations of sample size and measurements, we have created the following table. Just read the closest percentage on the left and find the closest sample size column. The intersection will show the confidence interval for that combination. For example, a measured 35% value with a sample size of 200 has a 95% confidence interval of $\pm 6.6\%$.

95% Confidence Intervals for Various Percentages & Sample Sizes

Percent	n=10	n=20	n=50	n=100	n=200	n=500	n=1000
5%	$\pm 13.5\%$	$\pm 9.6\%$	$\pm 6.0\%$	$\pm 4.3\%$	$\pm 3.0\%$	$\pm 1.9\%$	$\pm 1.4\%$
10%	$\pm 18.6\%$	$\pm 13.1\%$	$\pm 8.3\%$	$\pm 5.9\%$	$\pm 4.2\%$	$\pm 2.6\%$	$\pm 1.9\%$
20%	$\pm 24.8\%$	$\pm 17.5\%$	$\pm 11.1\%$	$\pm 7.8\%$	$\pm 5.5\%$	$\pm 3.5\%$	$\pm 2.5\%$
35%	$\pm 29.6\%$	$\pm 20.9\%$	$\pm 13.2\%$	$\pm 9.3\%$	$\pm 6.6\%$	$\pm 4.2\%$	$\pm 3.0\%$
50%	$\pm 31.0\%$	$\pm 21.9\%$	$\pm 13.9\%$	$\pm 9.8\%$	$\pm 6.9\%$	$\pm 4.4\%$	$\pm 3.1\%$
65%	$\pm 29.6\%$	$\pm 20.9\%$	$\pm 13.2\%$	$\pm 9.3\%$	$\pm 6.6\%$	$\pm 4.2\%$	$\pm 3.0\%$
80%	$\pm 24.8\%$	$\pm 17.5\%$	$\pm 11.1\%$	$\pm 7.8\%$	$\pm 5.5\%$	$\pm 3.5\%$	$\pm 2.5\%$
90%	$\pm 18.6\%$	$\pm 13.1\%$	$\pm 8.3\%$	$\pm 5.9\%$	$\pm 4.2\%$	$\pm 2.6\%$	$\pm 1.9\%$
95%	$\pm 13.5\%$	$\pm 9.6\%$	$\pm 6.0\%$	$\pm 4.3\%$	$\pm 3.0\%$	$\pm 1.9\%$	$\pm 1.4\%$





II. DEMOGRAPHIC SEGMENTATION





QUESTION 1.

Question:

Do you currently analyze protein samples by electrophoresis?: Yes, No.

Rationale:

This serves as a primary screening question identifying whether a researcher is currently working in this area. Respondents answering this question negatively are directed out of the questionnaire by the survey engine, as they are not qualified to continue.

Results:

Since only researchers who currently use protein electrophoresis in their work were included in this analysis, all 459 respondents included in this dataset answered this question affirmatively.





QUESTION 0.

Question:

Our latest software program permits us to identify two primary characteristics of the computers respondents are using, the operating system and browser.

Rationale:

We provide a brief summary of this information giving clients a general idea of the type of computer and browser to which these researchers have access.

Results:

First, we present the distribution of the operating system run on the computers of 458 out of the 459 respondents who provided partial or complete survey data. These are sorted in descending order.

Operating System of Computers Used to Answer Survey Questionnaire

Operating System	# Resps	% Resps
Windows XP	285	62.2%
Macintosh	123	26.9%
Windows Vista	27	5.9%
Windows NT 5.0	17	3.7%
Mac_PowerPC	3	0.7%
Windows NT 5.2	2	0.4%
Windows 98	1	0.2%
Total # Resps	458	

More than three out of every five respondents are using Windows XP while just over one out of every four responded on a computer utilizing a Macintosh operating system.

Turning our attention to the browser, Microsoft's Internet Explorer continues to be the most common, used by 249 of these 459 respondents, equivalent to 54.2%. Approximately half as many respondents (28.1%) use a version of Firefox while Safari came in a distant third, utilized by 13.9% of these researchers to access the survey questionnaire. In comparison, Netscape, Navigator, Camino and a few others are rarely used. More detailed information, including versions, are presented in the following table.

Browser Used to Answer Survey Questionnaire

Browser	# Resps	% Resps
MSIE 7.0	134	29.2%
MSIE 6.0	109	23.7%
Firefox 3.0.3	85	18.5%
Safari 525.20.1	26	5.7%
Firefox 2.0.0.17	22	4.8%
Safari 525.22	20	4.4%
Firefox 3.0.1	8	1.7%





Browser	# Resps	% Resps
Safari 419.3	6	1.3%
Firefox 2.0.0.16	4	0.9%
Netscape 5.0	4	0.9%
Safari 312.6	4	0.9%
MSIE 8.0	3	0.7%
Safari 525.18	3	0.7%
MSIE 5.23	2	0.4%
Navigator 9.0.0.6	2	0.4%
Netscape 8.1	2	0.4%
Safari 523.12.2	2	0.4%
Safari 525.13	2	0.4%
Camino 1.5	1	0.2%
Camino 1.5.1	1	0.2%
Camino 1.5.4	1	0.2%
Firefox 1.0.6	1	0.2%
Firefox 1.5.0.3	1	0.2%
Firefox 2.0.0.11	1	0.2%
Firefox 2.0.0.12	1	0.2%
Firefox 2.0.0.14	1	0.2%
Firefox 2.0.0.17	1	0.2%
Firefox 2.0.0.2	1	0.2%
Firefox 2.0.0.4	1	0.2%
Firefox 2.0.0.6	1	0.2%
Firefox 3.0	1	0.2%
Flock 1.2.6	1	0.2%
Mozilla 20060414	1	0.2%
MSIE 5.0	1	0.2%
Netscape 7.01	1	0.2%
Presto 2.1.1	1	0.2%
Safari 85.8	1	0.2%
SeaMonkey 1.1.12	1	0.2%
SeaMonkey 1.1.9	1	0.2%
Total # Resps	459	





QUESTION A.

Question:

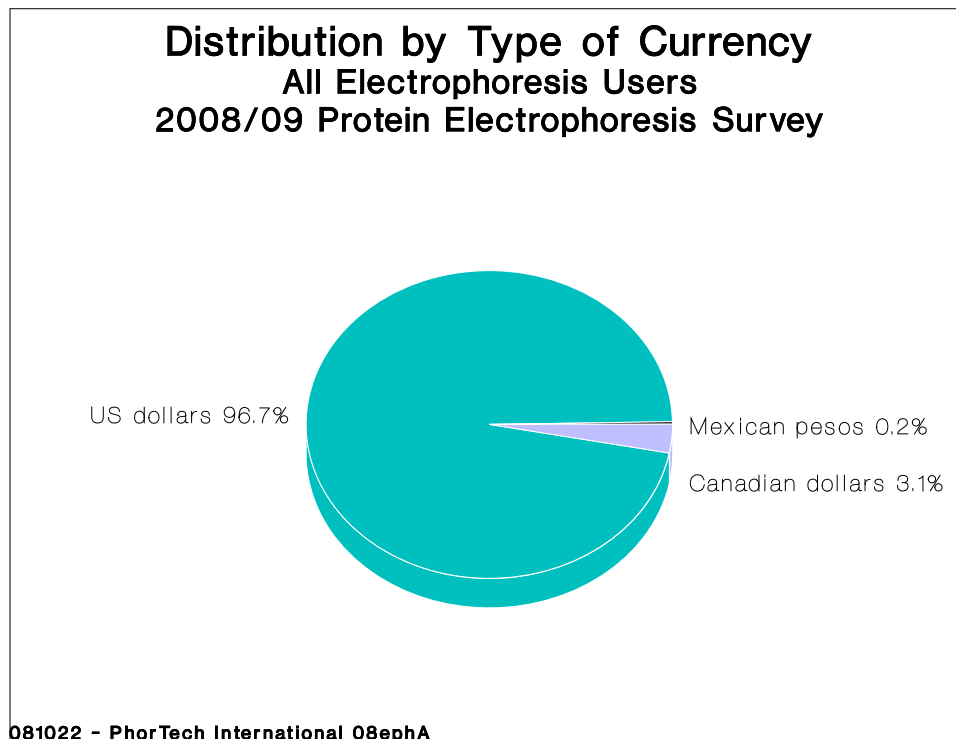
We will ask you later a few questions about budgets and consumable costs. Which currency would you like to use to describe these costs?: US dollars, Canadian dollars, Mexican pesos, or European Euros.

Rationale:

The purpose of this question was to identify the appropriate currency so that later queries regarding budgets from respondents working outside the United States can be accurately converted to US dollars. The basis of conversion is described in each of the annual budget questions.

Results:

We present the distribution of all 459 responses to this question in the following pie chart.



Analysis:

Considering that just 2.6% of the subset of 416 respondents who completed the survey are not located in the United States, it is not surprising to see similar proportions reflected in the currency upon which budget values are based. The single respondent providing budgets in Mexican pesos did not finish the survey while the European currency, the Euro, is completely absent.





QUESTION 91.

Question:

How would you best describe your organization?: Academia, Hospital/medical school, Biotech/pharma industry, Other industry, Government agency, or Private research foundation.

Rationale:

This standard demographic question is designed to identify the type of organization in which these users of protein electrophoresis are located. We will examine the distribution of all respondents as well as users of precast gels (for some or all of their work) and separately, researchers exclusively using handcast gels. In addition, these responses are the basis for grouping researchers by organization type and may be cross-tabulated with the responses to other questions in order to reveal differences and/or similarities amongst these user-segments. Note that since this, and the subsequent demographic questions appeared at the end of the questionnaire, the analysis will be based on the 416 respondents who completed the survey.

Results:

Before presenting the results, some editing of the data was required since respondents from the same institution sometimes classify themselves differently. In particular, university medical centers, health science centers and medical schools have all been classified as hospitals/medical schools. NIH, USDA, the military, VA medical centers and national are funded by and therefore considered to be government agencies. Finally, private research foundations include all not-for-profit privately funded foundations such as St Jude Children's Research Hospital, the Mayo Foundation and the Oklahoma Medical Research Foundation. The email addresses for these institutions typically have a .org extension.

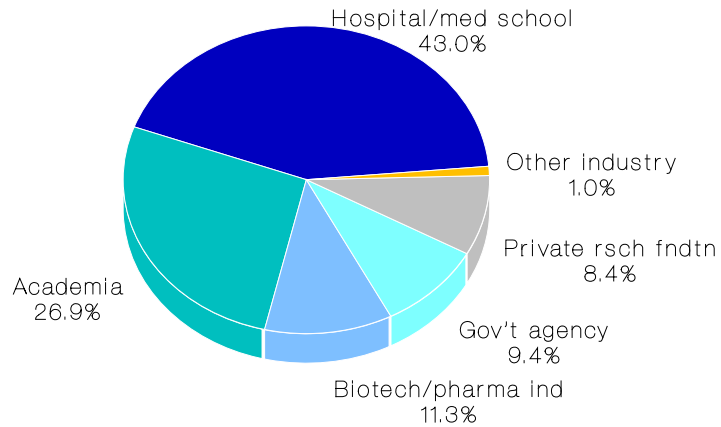
Once completed, the distribution of the 416 respondents who completed the survey and therefore answered this question, are depicted in the pie chart located at the top of the next page.

Exactly 43% of these researchers are located in a hospital or medical school setting, with a further near 27% from academia and just under half that, or 12.3%, working in industry. The remaining 17.8% of respondents are near equally divided between those private research foundations and government agencies.





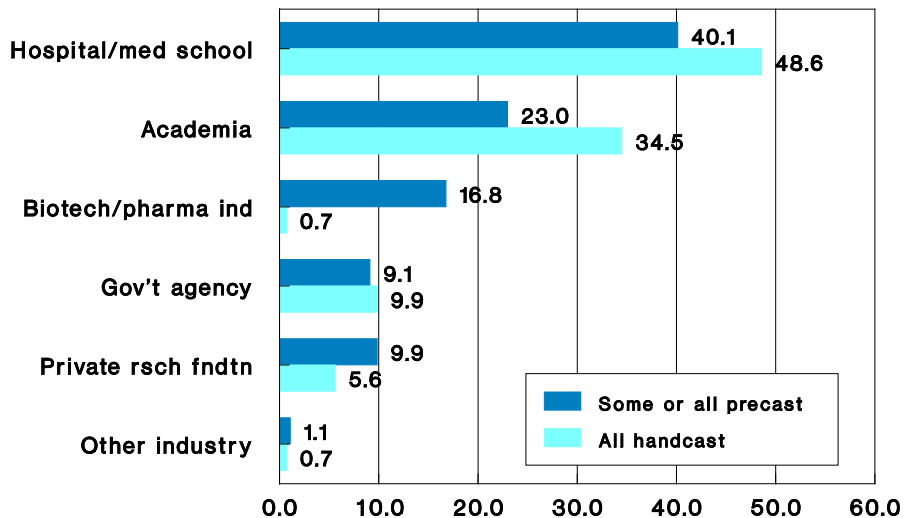
Distribution by Type of Organization All Users of Protein Electrophoresis 2008/09 Protein Electrophoresis Survey



081022 - PhorTech International 08eph91

The following horizontal bar graph shows the distribution of the 274 respondents purchasing at least some precast gels for their protein work compared to that of the remaining 142 respondents using handcast gels exclusively.

Distribution by Type of Organization By Gels Used: Precast vs. All Handcast 2008/09 Protein Electrophoresis Survey



081210 - PhorTech International 08eph91d





As expected, industrial researchers are most likely to be purchasing precast gels for at least some of their work. In fact, respondents from the biotechnology or pharmaceutical industry account for nearly 17% of those purchasing precast gels compared to 11% of all users of protein electrophoresis. The much smaller group of researchers from private research foundations, representing 8.4% of all respondents, account for a higher proportion, 9.9%, of those using precast gels for their protein electrophoresis work.

While the percentage of researchers in government agencies changes very little in these two segments, the proportion of respondents in academia and hospitals/medical schools rises sharply amongst those using handcast gels exclusively. In fact, when combined these represent fully 83.1% of respondents pouring all of their gels.

Analysis:

Finally, for completeness, we present a list of the organizations represented by the respondents to this survey. These are first sorted alphabetically according to the type of organization with the largest segment, hospitals and medical schools presented first.

Organizations Represented by Respondents to this Survey, by Type

Hospital/Medical School
Baylor College of Medicine
Baylor College of Medicine, Center for Cell & Gene Therapy
Baylor University Medical Center
Beth Israel Deaconess Medical Center
Boston University School of Medicine
Boston University School of Medicine, Cancer Research Center
Brigham and Women's Hospital
Brigham Young University
Brown Medical School
Case Western Reserve University School of Medicine
Children's Hospital Boston
Children's Mercy Hospital
Children's Hospital of Philadelphia/CHOP
Dartmouth Hitchcock Medical Center
Duke University Medical Center
Eastern Virginia Medical School
Emory University School of Medicine
Florida University Medical Center
George Washington University Medical Center
Georgetown University Medical Center
Indiana University School of Medicine Northwest, Gary
Indiana University School of Medicine, Indianapolis
Indiana University-Purdue University Indianapolis School of Medicine
Johns Hopkins University School of Medicine
Loyola University Medical Center





LSU Health Sciences Center School of Medicine, Shreveport
LSU Health Sciences Center, Baton Rouge
LSU Neuroscience Center, Shreveport
McGill University/Human Genetics, Neurology & Neurosurgery (CANADA)
Medical College of Georgia
Medical College of Wisconsin
Medical University of South Carolina
Michigan State University, Medicine
Midwestern University
Montreal Children's Hospital Research Institute (CANADA)
New York University Medical Center
New York University School of Medicine, New York
Northeastern Ohio University College of Medicine/NEOUCOM
Northwestern University Neurosciences Institute
Ohio State University College of Medicine
Oregon Health & Science University/OHSU
Paradise Valley Hospital
Penn State College Medicine
Penn State University College of Medicine, Hershey Medical Center
Rutgers University, Pharmacology & Toxicology
Saint Louis University School of Medicine
Southern Illinois University School of Medicine
Stanford University Center for Molecular and Genetic Medicine
State University of New York (SUNY) Upstate Medical University
Stony Brook University School of Medicine
Temple University School of Medicine
Texas Tech University Health Science Center/TTUHSC
Thomas Jefferson University
Tufts University School of Medicine
Tulane University School of Medicine
UMDNJ/University of Medicine and Dentistry, New Jersey
UMDNJ/University of Medicine and Dentistry, Robert Wood Johnson Medical School
Université de Montreal/IRIC (CANADA)
University at Buffalo/SUNY
University Health Network (CANADA)
University of Alabama at Birmingham, Pathology Dept
University of California, Davis Center for Neuroscience
University of California, Davis School of Medicine
University of California, Irvine School of Medicine
University of California, Irvine, Medical Center
University of California, Los Angeles Medical Center
University of California, San Diego, School of Medicine
University of California, San Francisco, School of Medicine
University of Chicago Medical Center
University of Cincinnati College of Medicine
University of Colorado Denver Health Sciences Center, Aurora Medical Campus
University of Colorado Denver School of Medicine
University of Colorado Health Sciences Center at Fitzsimons
University of Connecticut Health Center
University of Florida College of Medicine





University of Guelph, Human Health & Nutritional Sciences (CANADA)
University of Illinois at Chicago
University of Kentucky College of Medicine
University of Louisville Birth Defects Center
University of Louisville Health Sciences Center
University of Maryland School of Medicine
University of Massachusetts Medical School
University of Massachusetts Medical School, Lazare Research Building
University of Miami School of Medicine
University of Michigan Health System
University of Minnesota Medical School
University of Minnesota, Minneapolis McGuire Translational Research Facility
University of Mississippi Medical Center
University of Nebraska Medical Center (UNMC), Omaha
University of North Carolina at Chapel Hill School of Medicine
University of Oklahoma Health Science Center/OUHSC
University of Pennsylvania School of Medicine
University of Pittsburgh School of Medicine
University of Rochester School of Medicine
University of Southern California/Rancho Los Amigos National Rehabilitation Center/USC/RLANRC
University of Texas Health Science Center at Houston
University of Texas Health Science Center at San Antonio/UTHSCSA
University of Texas Health Science Center at Tyler
University of Texas Southwestern Medical Center at Dallas
University of Virginia
University of Washington School of Medicine
University of Wisconsin, Madison
Virginia Commonwealth University School of Medicine
Wake Forest University School of Medicine
Washington University School of Medicine, St Louis
Wayne State University School of Medicine
West Virginia School of Osteopathic Medicine/WVSOM
Women's College Hospital (CANADA)
Yale University School of Medicine

Academia

Baylor University
Boston University
California State University/CSUN, Northridge
Calvin College
Colorado State University
Columbia University
Cornell University
Cornell University, The Boyce Thompson Institute
DePauw University
Duquesne University
D'Youville College
Fort Wilderness, Science Education
Harvard University





Indiana University-Purdue University Indianapolis/IUPUI
Johns Hopkins University
Louisiana State University/LSU
Marian University
Massachusetts Institute of Technology
McGill University (CANADA)
Michigan State University
Montana State University
North Carolina State University
North Carolina State University College of Veterinary Medicine
North Dakota State University
Northeastern University
Northwestern University
Ohio University
Oregon State University
Penn State University
Purdue University
Queens College of CUNY
Quinnipiac University
Rensselaer Polytechnic Institute
Rockefeller University
Stanford University
State University of New York, Buffalo/SUNY
Temple University
Tennessee Tech University
Texas A&M University
University at Buffalo
University of Alabama, Birmingham
University of Arizona
University of Arkansas
University of California, San Francisco
University of Florida
University of Georgia
University of Houston
University of Illinois at Chicago
University of Illinois at Urbana
University of Iowa
University of Kansas
University of Maryland, Baltimore
University of Maryland, College Park
University of Maryland, School of Pharmacy
University of Massachusetts
University of Michigan
University of Minnesota
University of Missouri, Columbia
University of Missouri, Kansas City
University of Montana
University of Nebraska, Lincoln
University of North Carolina at Chapel Hill
University of Notre Dame





University of Pittsburgh
University of Rochester
University of South Carolina Aiken
University of South Dakota
University of Southern Maine
University of Tennessee, Knoxville
University of Texas at Arlington/UTA
University of Texas at San Antonio/UTSA
University of Texas Exchange Program
University of Toronto, Dentistry (CANADA)
University of Vermont
University of Virginia
University of Washington
University of Wisconsin-Madison
Virginia Tech
Wayne State University
Wellesley College

Biotech/Pharmaceutical Industry

Abbott Laboratories, North Chicago
Abbott Laboratories, Abbott Park
Adnexus
Agilent Technologies, Integrated Biology Solutions/IBS
Amgen, Inc
Arena Pharmaceuticals
Baxter Healthcare
Becton Dickinson Technologies
BION, Inc
Biosynexus, Inc
Eli Lilly and Company
ENZO Life Sciences
Fort Dodge Animal Health
Genentech
Genzyme
Getzen Laboratories
GTC Biotherapeutics
Incyte Corporation
Intermune
LI-COR, Inc
List Biological Laboratories, Inc.
Merck & Co Inc
MetaMorphix, Inc.
Millennium Pharmaceuticals, Inc, Cambridge
Millipore Corporation
Momenta Pharmaceuticals, Inc.
Novozymes, Inc.
Olympic Biotechnology
Oxford Biomedical Research
Pfizer, Inc.
Precision Technology





Prolexys Pharmaceuticals, Inc.
Sanofi-Aventis Pharmaceuticals
Schering-Plough Corporation
Sigma-Aldrich
SuperGen, Inc
Thermo Scientific, R&D
Wyeth Research

Government Agency

Agriculture and Agri-Food (CANADA)
Bay Pines VA Healthcare System
Berkeley National Laboratory
Canada National Research Council (CANADA)
CDC/Nat'l Institute for Occupational Safety & Health (NIOSH)
Centers for Disease Control & Prevention (CDC)
Food and Drug Administration (FDA), Kensington
Food and Drug Administration (FDA), Rockville
Food and Drug Administration (FDA)/Center for Biologics Evaluation & Research, Bethesda
Lawrence Livermore National Laboratory
National Animal Disease Center
NIH/Nat'l Cancer Institute (NCI), Bethesda
NIH/Nat'l Cancer Institute (NCI), Frederick
NIH/Nat'l Institute of Allergy and Infectious Diseases (NIAID)
NIH/Nat'l Institute of Environmental Health Sciences (NIEHS)
NIH/Nat'l Institute of Neurological Disorders & Stroke (NINDS)
NIH/Nat'l Institute of Health
Oregon National Primate Research Center (ONPRC)
Tennessee Wildlife Resources Agency (TWRA)
US Army Institute of Surgical Research (USAISR)
US Army Medical Research Institute of Infectious Diseases (USAMRIID)
US Department of Agriculture
US Naval Research Laboratory
USDA/ARS-Agriculture Research Service, RW Holley Ctr for Agriculture & Health
USDA/ARS-Agriculture Research Service, Tree Fruit Research Laboratory
USDA/ARS-Agriculture Research Service, Western Regional Research Center
VA Medical Center, Detroit
VA Medical Center, Long Beach
VA Medical Center, Memphis
VA Medical Center/Emory University, Decatur
Veterans Administration Hospital, Madison
Wadsworth Center

Private Research Foundation

Benaroya Research Institute
AERAS, Vaccine Discovery
Boystown National Research Hospital
Burnham Institute for Medical Research
Cedars-Sinai Medical Center
Children's National Medical Center
City of Hope





Cleveland Clinic
Fox Chase Cancer Center
Howard Hughes Medical Institute (HHMI)/UCSF
IRCM-Institut de Recherché Cliniques de Montreal (CANADA)
Karmanos Cancer Institute
La Jolla Bioengineering Institute
Lahey Clinic
Mayo Clinic
Memorial Sloan-Kettering Cancer Center/MSKCC
Oklahoma Medical Research Foundation/OMRF
Research Institute at Nationwide Children's Hospital
Rhode Island Hospital/Brown University
St Jude Children's Research Hospital
Stowers Institute
Sun Health Research Institute
Scripps Research Institute
TransWorld Development Initiatives Inc.
UT MD Anderson Cancer Center, Houston

Other Industry

Doemer Enterprises
Dow Agrosiences
DuPont Central Research and Development
Kinetic Concepts, Inc (KCI)





QUESTION 92.

Question:

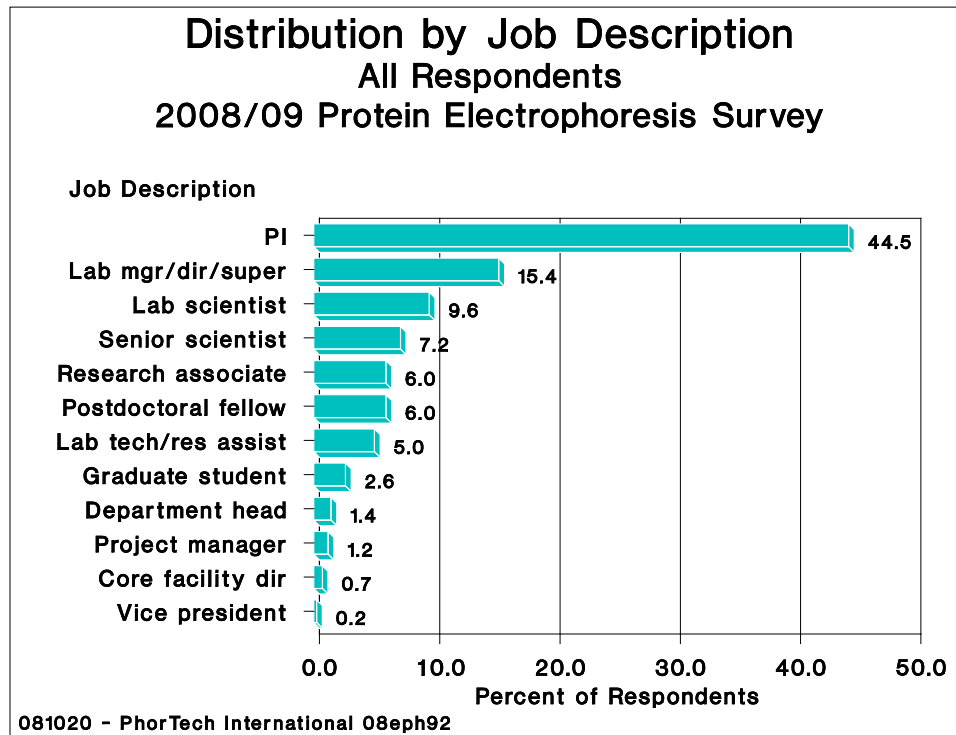
What most closely fits your job description?: Laboratory technician/research assistant, laboratory manager/director/supervisor, research associate, graduate student, postdoctoral fellow, laboratory scientist, principal investigator, project manager, senior scientist, department head, vice president, core facility director, purchasing agent/buyer, scientific writer or journalist, sales or marketing specialist.

Rationale:

This question provides a description of our respondent's position in the lab. We would hope for a good cross-section of respondents, to obtain feedback from those performing the hands-on lab work, such as laboratory technicians, research assistants, postdocs and graduate students, as well as the principal investigators, laboratory managers, and senior scientists who generally have greater control over purchasing decisions.

Results:

The distribution of the 416 responses to this question is presented in the following horizontal bar graph.





Analysis:

Considering the high proportion of principal investigators, it is not surprising that fully 70.6% of these respondents are considered to be upper-level scientists (which also includes laboratory managers, lab directors, supervisors, senior scientists, and the much smaller number of core facility directors, project managers, department heads and vice presidents). We would expect that these researchers would be well qualified to answer the questions on this survey, and perhaps better prepared to provide budget values than mid-level and lower level scientists who represent nearly 30% of these respondents.

Note that three of the jobs (purchasing agent/buyer, scientific writer or journalist, sales or marketing specialist) are not represented here. Since these are included on the list primarily to identify respondents who may not be qualified to respond, we are pleased to see that none of these researchers hold these positions.





QUESTION 94.

Question:

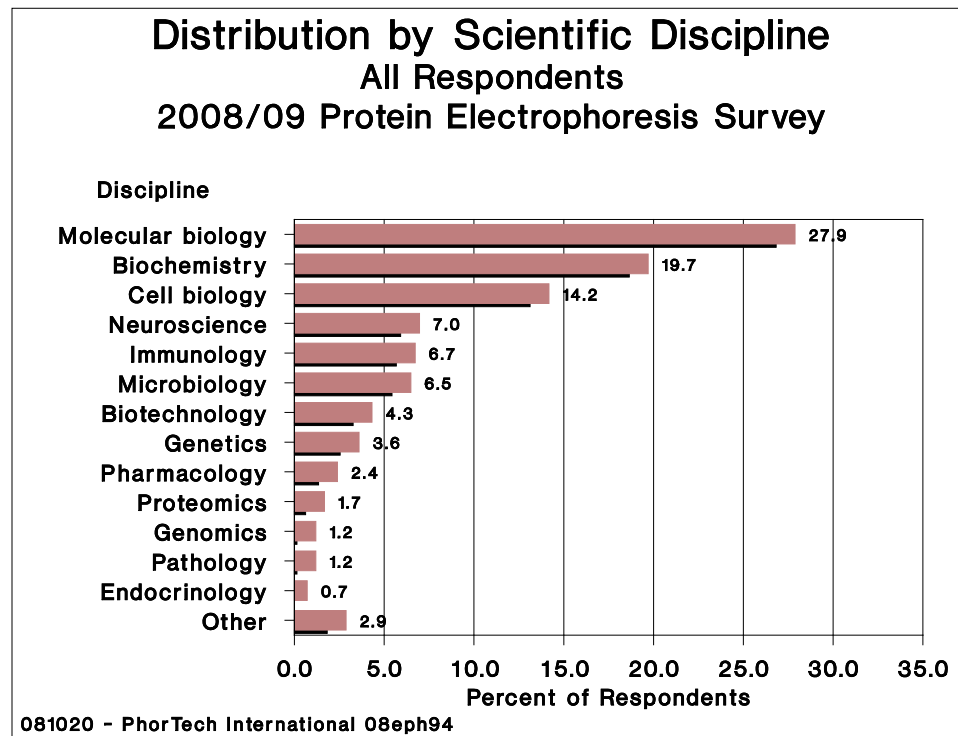
Please indicate below your primary scientific discipline: biochemistry, biotechnology, cell biology, endocrinology, genetics, genomics, immunology, microbiology, molecular biology, neurosciences, pathology, pharmacology, proteomics or other.

Rationale:

These responses describe the primary scientific discipline of these protein electrophoresis users. While we would expect respondents to be concentrated in a few areas, we hope to have all disciplines represented in this data.

Results:

As shown below, the 416 responses from researchers completing the survey questionnaire are spread across all 14 disciplines listed above. However, the most common disciplines with the highest representation are clearly identified as molecular biology, biochemistry and cell biology.



Analysis:

Since these results are based on a cross-section of bioresearchers, we assume that the share of mentions is also evidence of the relative usage of protein electrophoresis amongst these scientific disciplines in the life science research sector. As mentioned above, molecular biology is the most common response,





the primary discipline for over 25% of these users, followed by just under 20% working in biochemistry and a further 14% identifying with cell biology. The next three disciplines (neuroscience, immunology and microbiology) each account for approximately 7% of these electrophoresis users. The remaining 8 options are represented by 5% or fewer respondents. Combined, there are 75 respondents working in these relatively minor disciplines, which is equivalent to 18.0% of the 416 respondents answering this question.





QUESTION 93.

Question:

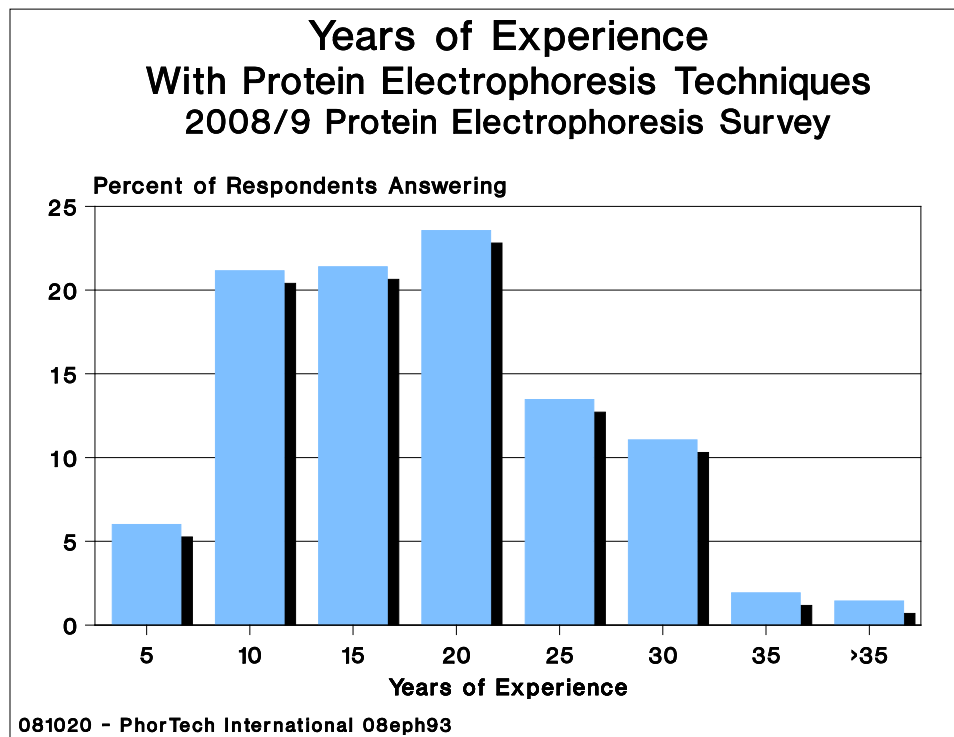
How many years of experience have you had with electrophoresis techniques?: _____ years

Rationale:

The analysis of these responses will indicate our respondent's depth of experience with electrophoresis. We would hope that this would include researchers with numerous years of experience as well as those just starting to work in this field. While the former bring a wealth of knowledge, the latter group indicates the extent to which this technique is still expanding.

Results:

The 416 respondents completing the survey questionnaire reported from 1 to 40 years of experience with electrophoresis techniques. Collectively, these bioresearchers report a whopping 7,179 years of experience working with this long established separation technique. The 17.3 year calculated mean, 16 year median and 20 year mode also attest to the very high degree of experience these researchers bring to this survey. The distribution of responses, shown below, is graphed using a linear x-axis scale.





Analysis:

The vast majority of these researchers have a wealth of experience with electrophoresis, as evidenced by the high statistical values. Only 25 respondents, or 6.0% report 5 years experience or less and 113 (27.2%) have worked with electrophoresis for a maximum of 10 years. A near equal proportion, 27.9%, are at the upper end of this scale, reporting more than 20 years working with electrophoresis techniques while the remaining near half of all respondents reported from 11 to 20 years of work in this area.

These values were also cross-tabulated with the type of organization. The resulting mean values are very similar indicating that there are only minor differences in the experience level of respondents from each of our five classifications of organizations.

Undoubtedly, this group of researchers is very experienced with traditional electrophoresis techniques





QUESTION 96.

Question:

How are you involved (either personally or as a member of a group) in the purchase of electrophoresis products for your organization? (*Please check ALL that apply*): Initiate/determine need, Specify/set standards, Evaluate/select suppliers, Approve/authorize purchase, Other _____ or No involvement.

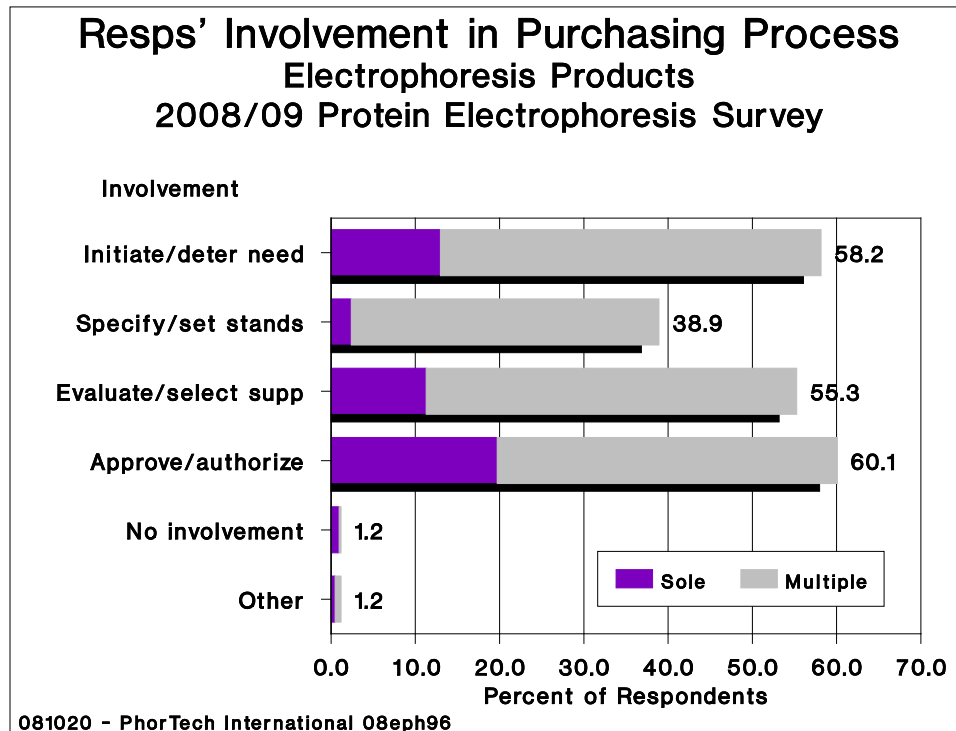
Rationale:

With these responses, respondents' level of involvement in purchasing electrophoresis products, which could arguably include both instrumentation and consumables, is determined. Considering that well over half of these researchers hold upper level positions, we would expect that they would wield a considerable amount of influence in this regard.

Results:

The 416 respondents answering this question indicated involvement in from one to all 5 aspects of the purchasing process. In fact, we received a total of 892 mentions for these six options, leading us to believe that researchers are involved in, on average, just over 2 of these steps.

As seen in the horizontal bar chart below, only a very small proportion of these, 1.2%, report no involvement at all.





VII. THE QUESTIONNAIRE



Protein Electrophoresis Survey

Start

To begin, please enter the UserID and password from your survey invitation here:

User ID

Password

Next

© 2008 PhorTech International

Protein Electrophoresis Survey

intro

Thank you for taking time to answer our survey questionnaire. This survey is for researchers currently using protein electrophoresis in their work. We estimate that completing this survey will take you 11 minutes or less.



We will be pleased to send your choice of a nice selection of free gifts as a thank you for taking part in the survey. You can choose between a new limited edition tee shirt with the message “When it comes to electrophoresis, my opinion counts” (in M, L or XL). The specially commissioned graphic is shown at left.

You can also select a gift card good for a full pound of Starbucks coffee (House Blend), our quality laser pointer (a great gift item), an Inova brilliant LED keychain microlight, a stainless steel executive pocket knife, a crisp new 5 Euro banknote, a \$7 gift certificate good for on-line purchases at Amazon.com, or a \$7 gift card to Barnes & Noble, good towards a book, CD, or cup of coffee on us.

Alternatively, we are also offering the option to donate \$7 in your name to [Habitat for Humanity](#) instead of receiving a personal gift.

Please be sure to select your choice of free gift at the end of the survey. Thank you for participating.

Q1

Do you currently analyze protein samples by electrophoresis?

Yes

No

Next

0%  100%

© 2008 PhorTech International

Protein Electrophoresis Survey

QA

We will ask you later a few questions about budgets and consumable costs. Which currency would you like to use to describe these costs?

The currency will be:

Next

0%  100%

© 2008 PhorTech International

Protein Electrophoresis Survey

Q3

You can answer the following questions based upon your own personal use of protein electrophoresis techniques or based upon the combined usage for your entire laboratory.

Will you be answering questions based upon your individual usage or based upon the combined usage for your laboratory?

individual laboratory

Next

0%  100%

© 2008 PhorTech International

Protein Electrophoresis Survey

Q4

You indicated that you will be describing protein electrophoresis equipment and reagent usage based upon the combined usage of your laboratory.

Please let us know how many people in your laboratory are currently involved with protein electrophoresis techniques and are covered by your laboratory's budget.

people currently involved with protein electrophoresis techniques and covered by the lab's budget

Next

0%  100%

© 2008 PhorTech International

Protein Electrophoresis Survey


Q7a

Please list the brands and models together with the quantity and year acquired for all protein electrophoresis chambers you have purchased over the past eight years, beginning with the most recent. Select the best product category that describes your primary usage of this chamber.

Chambers for Protein Electrophoresis *(Please list most recent first)*

Brand	Model	Quantity	Year	Category
Select: ▼			Select: ▼	Select: ▼
Select: ▼			Select: ▼	Select: ▼
Select: ▼			Select: ▼	Select: ▼

Next

0%  100%

© 2008 PhorTech International

Protein Electrophoresis Survey

Q8

Please list the brands and models together with the year acquired for power supplies you have purchased over the past eight years for protein electrophoresis work, beginning with the most recent acquisition. Please list all the modes of operation (constant current, voltage, and/or power) each can deliver.

Power Supplies for Protein Electrophoresis *(Please list most recent first)*

Brand	Model	Yr Acquired	Operation Modes (Constant)
Select: ▼		Select: ▼	<input type="checkbox"/> Current <input type="checkbox"/> Voltage <input type="checkbox"/> Power
Select: ▼		Select: ▼	<input type="checkbox"/> Current <input type="checkbox"/> Voltage <input type="checkbox"/> Power
Select: ▼		Select: ▼	<input type="checkbox"/> Current <input type="checkbox"/> Voltage <input type="checkbox"/> Power

Next

0%  100%

© 2008 PhorTech International

Protein Electrophoresis Survey

Q9a

In this section, we will ask you about your future plans for protein electrophoresis equipment, in general.

Are you planning to purchase any of the following categories of electrophoresis products in the next 12-18 months?

	Purchase Likelihood	Brands & Models Considered
Electrophoretic chambers	Select likelihood ▼	<input type="text"/>
Power supplies	Select likelihood ▼	<input type="text"/>
Blotting modules	Select likelihood ▼	<input type="text"/>
Other: <input type="text"/>	Select likelihood ▼	<input type="text"/>

Next

0%  100%

© 2008 PhorTech International

Protein Electrophoresis Survey

Q7b

Are there brands of protein electrophoresis instrumentation which you wouldn't buy?

Yes, the following:

No

If yes, please explain

because:

Next

0%  100%

© 2008 PhorTech International

Protein Electrophoresis Survey

Q10

Thinking about purchasing your next piece of electrophoresis equipment, would you **prefer** to buy directly from the vendor or buy through the stockroom? (Please make a mark towards the left hand side of the scale if you prefer to buy directly from the vendor of your choice, and to the right hand side if you prefer buying from the products available in your local stockroom. A midpoint value indicates equal preference).

	Prefer	...	Equal preference	...	Prefer	
Buy direct from vendor	<input type="radio"/>	<input type="radio"/>	<input type="radio"/>	<input type="radio"/>	<input type="radio"/>	Buy through stockroom

Q13

Thinking about purchasing your next modular electrophoresis system, would you **prefer** to select the individual modules you need or buy a complete system package? (Please make a mark towards the left hand side of the scale if you prefer to build your own system, and to the right hand side if you prefer buying a complete system package with a single product number. A midpoint value indicates equal preference).

	Prefer	...	Equal preference	...	Prefer	
Build your own system	<input type="radio"/>	<input type="radio"/>	<input type="radio"/>	<input type="radio"/>	<input type="radio"/>	Buy a complete system package

Q11

Please list any improvements you would like to see in protein electrophoresis equipment? (Please identify the type of equipment first (chambers or power supplies) and then your suggested improvements)

Next

0% 100%

Protein Electrophoresis Survey

Q13a:

Now, let's talk about the specific gels and methods that you use.

Considering your [SCRIPT] usage, how many protein electrophoresis gels are typically run per month?

gels per month on average

Q13b:

What **percent of these gels** are handcast (poured in the lab) and what **percent** are precast (purchased ready-made)?

handcast

precast

Total

Next

0%  100%

© 2008 PhorTech International

Protein Electrophoresis Survey

Q2

Which of the following electrophoretic techniques do you presently use **to analyze proteins**?
(Please check *ALL* that apply.)

- 2-D electrophoresis
- Electrofocusing
- Gradient SDS PAGE
- Linear SDS PAGE
- Gradient native PAGE
- Linear native PAGE
- Urea PAGE
- Western blotting
- Other:

Next

0%  100%

© 2008 PhorTech International


Protein Electrophoresis Survey

Q29

Considering your [SCRIPT] usage, you indicated that [SCRIPT] gels are run per month. Please itemize the number of gels or blots used monthly for each of the following applications.

Application	Total gels/blots per month
2-D electrophoresis	<input type="text"/>
Electrofocusing	<input type="text"/>
Gradient SDS PAGE	<input type="text"/>
Linear SDS PAGE	<input type="text"/>
Gradient native PAGE	<input type="text"/>
Linear native PAGE	<input type="text"/>
Urea PAGE	<input type="text"/>
Western blotting	<input type="text"/>
Other: <input type="text"/>	<input type="text"/>

Next

0%  100%

© 2008 PhorTech International

Protein Electrophoresis Survey

Q15

What size range(s) are the proteins that you are studying? (*Please check ALL that apply.*)

- <1 kDa 10 - 50 kDa 200 - 250 kDa
 1 - 5 kDa 50 - 100 kDa 250 - 300 kDa
 5 - 10 kDa 100 - 200 kDa >300 kDa

Q20

When choosing a gel for protein electrophoresis, how **important** is the sample volume per lane compared to the number of lanes per gel? (*Please make a mark towards the left hand side of the scale if sample volume is more important, and to the right hand side if the number of lanes is more important. A midpoint value indicates equal importance.*)

	More important	...	Equal importance	...	More important	
Sample Volume/Lane	<input type="radio"/>	<input type="radio"/>	<input type="radio"/>	<input type="radio"/>	<input type="radio"/>	Number of Lanes/Gel

Q14

Please list any improvements you would like to see in protein electrophoresis gels? (*Please identify the type of gel first and then your suggested improvements*)

Next

0%  100%

Protein Electrophoresis Survey

Q5ED

The next series of questions examines the precast gels you purchase for protein electrophoresis.

Considering your [SCRIPT] usage, how much do you spend on precast gels in a typical year?
(Please specify the amount in [SCRIPT].)

[SCRIPT] per year on average for all precast gels

Next

0%  100%

© 2008 PhorTech International

Protein Electrophoresis Survey

Q6

What percent change do you foresee in your consumption of precast gels over the coming 12 months? (*Please enter an estimate and indicate if positive or negative.*)

% Increase Decrease No change

Q6a

If you indicated a change in gel consumption, please briefly explain why.

Next

0%  100%

© 2008 PhorTech International


Protein Electrophoresis Survey

Q19

From which of the following precast gels suppliers do you currently purchase gels for your protein electrophoresis work? (*Please select ALL that apply*)

- Bio-Rad Laboratories
- GE Healthcare
- NuSep/Gradipore
- Invitrogen
- Lonza/Cambrex
- Serva
- Sigma-Aldrich
- Thermo Scientific/Pierce
- Other: (*Please specify*)

Next

0%  100%

© 2008 PhorTech International

Protein Electrophoresis Survey

Q23

What percent of your annual budget for precast gels do you spend with each of the following suppliers you indicated purchasing from?

<input type="text"/>	Bio-Rad Laboratories
<input type="text"/>	GE Healthcare
<input type="text"/>	NuSep/Gradipore
<input type="text"/>	Invitrogen
<input type="text"/>	Lonza/Cambrex
<input type="text"/>	Serva
<input type="text"/>	Sigma-Aldrich
<input type="text"/>	Thermo Scientific/Pierce
<input type="text"/>	Other: <i>(Please specify)</i> <input type="text"/>
<input type="text"/>	Total

Next

0% 100%

© 2008 PhorTech International

Protein Electrophoresis Survey

Q12b

You indicated that you do not currently use precast gels in your work. Please briefly explain the reason(s) why.

	Reasons
<input type="checkbox"/> More expensive than handcast	<input type="checkbox"/>
<input type="checkbox"/> Don't want to buy specialized buffers	<input type="checkbox"/>
<input type="checkbox"/> Gel performance not as good as handcast	<input type="checkbox"/>
<input type="checkbox"/> Gels I need are not available	<input type="checkbox"/>
<input type="checkbox"/> My boss won't let me buy them	<input type="checkbox"/>
<input type="checkbox"/> Other	<input type="checkbox"/>
<input type="text"/>	

Next

0%  100%

© 2008 PhorTech International

Protein Electrophoresis Survey

Q12a

Do you expect to begin using precast gels within the next 12 months?

Yes

No

Next

0%  100%

© 2008 PhorTech International

Protein Electrophoresis Survey

Q16

Now, let's consider your **[SCRIPT]** usage of protein stains and labels.

Which of the following classes of electrophoretic stains and labels do you currently use?

- Coomassie-based stains
- Silver stains
- Fluorescent stains
- Specialty stains
- Negative/Reversible stains

Next

0%  100%

© 2008 PhorTech International

Protein Electrophoresis Survey

Q16b:

You indicated that you or your lab use Coomassie-based stains in your work. From the list below, please indicate which specific Coomassie-based stains you use. (*Please select ALL from the list below*).

- Amido Black
- Bio-Safe
- Coomassie Blue stain
- Coomassie Fluor Orange
- Coomassie Violet
- Copper stain
- Deep Purple
- Fast Green
- Flamingo fluorescent stain
- GelCode stain
- Glycoprotein stain
- 6xHis-Tag stain
- Imperial stain
- Krypton fluorescent stain
- Lava Purple
- Lumitein
- Membrane protein stain
- Phosphoprotein stain
- Ponceau stain
- Pro-Q Diamond
- Silver stain
- Simply Blue
- SYPRO Orange
- SYPRO Red
- SYPRO Ruby
- SYPRO Tangerine
- Total protein stain
- Zinc stain
- Other Coomassie stain:
- SilverQuest
- SilverSNAP
- ColorSilver
- DodecaSilver
- Other fluorescent stain:

- ⊖ Other silver stain:
- ⊖ Other negative stain:
- ⊖ Other specialty stain:
- ⊖ Alexa Fluor 555
- ⊖ Alexa Fluor 647
- ⊖ Cy2
- ⊖ Cy3
- ⊖ Cy5

Next

0% 100%

© 2008 PhorTech International

Protein Electrophoresis Survey

Q16b1

You indicated that you or your lab use fluorescent labels in your work. From the list below, please indicate which specific fluorescent labels you use. (Please select ALL from the list below).

- Amido Black
- Bio-Safe
- Coomassie Blue stain
- Coomassie Fluor Orange
- Coomassie Violet
- Copper stain
- Deep Purple
- Fast Green
- Flamingo fluorescent stain
- GelCode stain
- Glycoprotein stain
- 6xHis-Tag stain
- Imperial stain
- Krypton fluorescent stain
- Lava Purple
- Lumitein
- Membrane protein stain
- Phosphoprotein stain
- Ponceau stain
- Pro-Q Diamond
- Silver stain
- Simply Blue
- SYPRO Orange
- SYPRO Red
- SYPRO Ruby
- SYPRO Tangerine
- Total protein stain
- Zinc stain
- Other Coomassie stain:
- SilverQuest
- SilverSNAP
- ColorSilver
- DodecaSilver
- Other fluorescent stain:
- Other silver stain:

- ⊖ Other negative stain:
- ⊖ Other specialty stain:
- ⊖ Alexa Fluor 555
- ⊖ Alexa Fluor 647
- ⊖ Cy2
- ⊖ Cy3
- ⊖ Cy5

Next

0% 100%

© 2008 PhorTech International

Protein Electrophoresis Survey

Q16b2

You indicated that you or your lab use Negative/Reversible stains in your work. From the list below, please indicate which specific Negative/Reversal stains you use. (Please select ALL from the list below).

- Amido Black
- Bio-Safe
- Coomassie Blue stain
- Coomassie Fluor Orange
- Coomassie Violet
- Copper stain
- Deep Purple
- Fast Green
- Flamingo fluorescent stain
- GelCode stain
- Glycoprotein stain
- 6xHis-Tag stain
- Imperial stain
- Krypton fluorescent stain
- Lava Purple
- Lumitein
- Membrane protein stain
- Phosphoprotein stain
- Ponceau stain
- Pro-Q Diamond
- Silver stain
- Simply Blue
- SYPRO Orange
- SYPRO Red
- SYPRO Ruby
- SYPRO Tangerine
- Total protein stain
- Zinc stain
- Other Coomassie stain:
- SilverQuest
- SilverSNAP
- ColorSilver
- DodecaSilver
- Other fluorescent stain:

- ⊖ Other silver stain:
- ⊖ Other negative stain:
- ⊖ Other specialty stain:
- ⊖ Alexa Fluor 555
- ⊖ Alexa Fluor 647
- ⊖ Cy2
- ⊖ Cy3
- ⊖ Cy5

Next

0% 100%

© 2008 PhorTech International

Protein Electrophoresis Survey

Q16b3

You indicated that you or your lab use silver stains in your work. From the list below, please indicate which specific silver stains you use. (Please select ALL from the list below).

- Amido Black
- Bio-Safe
- Coomassie Blue stain
- Coomassie Fluor Orange
- Coomassie Violet
- Copper stain
- Deep Purple
- Fast Green
- Flamingo fluorescent stain
- GelCode stain
- Glycoprotein stain
- 6xHis-Tag stain
- Imperial stain
- Krypton fluorescent stain
- Lava Purple
- Lumitein
- Membrane protein stain
- Phosphoprotein stain
- Ponceau stain
- Pro-Q Diamond
- Silver stain
- Simply Blue
- SYPRO Orange
- SYPRO Red
- SYPRO Ruby
- SYPRO Tangerine
- Total protein stain
- Zinc stain
- Other Coomassie stain:
- SilverQuest
- SilverSNAP
- ColorSilver
- DodecaSilver
- Other fluorescent stain:
- Other silver stain:

- ⊖ Other negative stain:
- ⊖ Other specialty stain:
- ⊖ Alexa Fluor 555
- ⊖ Alexa Fluor 647
- ⊖ Cy2
- ⊖ Cy3
- ⊖ Cy5

Next

0% 100%

© 2008 PhorTech International

Protein Electrophoresis Survey

Q16b4

You indicated that you or your lab use specialty stains/labels in your work. From the list below, please indicate which specific specialty stains you use. (Please select ALL from the list below).

- Amido Black
- Bio-Safe
- Coomassie Blue stain
- Coomassie Fluor Orange
- Coomassie Violet
- Copper stain
- Deep Purple
- Fast Green
- Flamingo fluorescent stain
- GelCode stain
- Glycoprotein stain
- 6xHis-Tag stain
- Imperial stain
- Krypton fluorescent stain
- Lava Purple
- Lumitein
- Membrane protein stain
- Phosphoprotein stain
- Ponceau stain
- Pro-Q Diamond
- Silver stain
- Simply Blue
- SYPRO Orange
- SYPRO Red
- SYPRO Ruby
- SYPRO Tangerine
- Total protein stain
- Zinc stain
- Other Coomassie stain:
- SilverQuest
- SilverSNAP
- ColorSilver
- DodecaSilver
- Other fluorescent stain:
- Other silver stain:

- ⊖ Other negative stain:
- ⊖ Other specialty stain:
- ⊖ Alexa Fluor 555
- ⊖ Alexa Fluor 647
- ⊖ Cy2
- ⊖ Cy3
- ⊖ Cy5

Next

0% 100%

Protein Electrophoresis Survey

Q16a

Which of the following protein stains/labels do you currently use for your protein electrophoresis gels?

Which protein stains/labels do you use for your **Western blots**? (*Please take your time and select ALL that apply in both columns*)

	For Gels	For Western blots
Amido Black	<input type="checkbox"/> Yes	<input type="checkbox"/> Yes
Bio-Safe	<input type="checkbox"/> Yes	<input type="checkbox"/> Yes
Coomassie Blue stain	<input type="checkbox"/> Yes	<input type="checkbox"/> Yes
Coomassie Fluor Orange	<input type="checkbox"/> Yes	<input type="checkbox"/> Yes
Coomassie Violet	<input type="checkbox"/> Yes	<input type="checkbox"/> Yes
Copper stain	<input type="checkbox"/> Yes	<input type="checkbox"/> Yes
Deep Purple	<input type="checkbox"/> Yes	<input type="checkbox"/> Yes
Fast Green	<input type="checkbox"/> Yes	<input type="checkbox"/> Yes
Flamingo fluorescent stain	<input type="checkbox"/> Yes	<input type="checkbox"/> Yes
GelCode stain	<input type="checkbox"/> Yes	<input type="checkbox"/> Yes
Glycoprotein stain	<input type="checkbox"/> Yes	<input type="checkbox"/> Yes
6xHis-Tag stain	<input type="checkbox"/> Yes	<input type="checkbox"/> Yes
Imperial stain	<input type="checkbox"/> Yes	<input type="checkbox"/> Yes
Krypton fluorescent stain	<input type="checkbox"/> Yes	<input type="checkbox"/> Yes
Lava Purple	<input type="checkbox"/> Yes	<input type="checkbox"/> Yes
Lumitein	<input type="checkbox"/> Yes	<input type="checkbox"/> Yes
Membrane protein stain	<input type="checkbox"/> Yes	<input type="checkbox"/> Yes
Phosphoprotein stain	<input type="checkbox"/> Yes	<input type="checkbox"/> Yes
Ponceau stain	<input type="checkbox"/> Yes	<input type="checkbox"/> Yes
Pro-Q Diamond	<input type="checkbox"/> Yes	<input type="checkbox"/> Yes
Silver stain	<input type="checkbox"/> Yes	<input type="checkbox"/> Yes
Simply Blue	<input type="checkbox"/> Yes	<input type="checkbox"/> Yes
SYPRO Orange	<input type="checkbox"/> Yes	<input type="checkbox"/> Yes
SYPRO Red	<input type="checkbox"/> Yes	<input type="checkbox"/> Yes

SYPRO Ruby	<input type="radio"/> Yes	<input type="radio"/> Yes
SYPRO Tangerine	<input type="radio"/> Yes	<input type="radio"/> Yes
Total protein stain	<input type="radio"/> Yes	<input type="radio"/> Yes
Zinc stain	<input type="radio"/> Yes	<input type="radio"/> Yes
Other Coomassie stain: <input type="text"/>	<input type="radio"/> Yes	<input type="radio"/> Yes
SilverQuest	<input type="radio"/> Yes	<input type="radio"/> Yes
SilverSNAP	<input type="radio"/> Yes	<input type="radio"/> Yes
ColorSilver	<input type="radio"/> Yes	<input type="radio"/> Yes
DodecaSilver	<input type="radio"/> Yes	<input type="radio"/> Yes
Other fluorescent stain: <input type="text"/>	<input type="radio"/> Yes	<input type="radio"/> Yes
Other silver stain: <input type="text"/>	<input type="radio"/> Yes	<input type="radio"/> Yes
Other negative stain: <input type="text"/>	<input type="radio"/> Yes	<input type="radio"/> Yes
Other specialty stain: <input type="text"/>	<input type="radio"/> Yes	<input type="radio"/> Yes
Alexa Fluor 555	<input type="radio"/> Yes	<input type="radio"/> Yes
Alexa Fluor 647	<input type="radio"/> Yes	<input type="radio"/> Yes
Cy2	<input type="radio"/> Yes	<input type="radio"/> Yes
Cy3	<input type="radio"/> Yes	<input type="radio"/> Yes
Cy5	<input type="radio"/> Yes	<input type="radio"/> Yes

Next

0%  100%

Protein Electrophoresis Survey

Q18

What percent of the total protein gels/blots are analyzed per month using each of the following stains/labels?

- Amido Black
- Bio-Safe
- Coomassie Blue stain
- Coomassie Fluor Orange
- Coomassie Violet
- Copper stain
- Deep Purple
- Fast Green
- Flamingo fluorescent stain
- GelCode stain
- Glycoprotein stain
- 6xHis-Tag stain
- Imperial stain
- Krypton fluorescent stain
- Lava Purple
- Lumitein
- Membrane protein stain
- Phosphoprotein stain
- Ponceau stain
- Pro-Q Diamond
- Silver stain
- Simply Blue
- SYPRO Orange
- SYPRO Red
- SYPRO Ruby
- SYPRO Tangerine
- Total protein stain
- Zinc stain
- Other Coomassie stain:
- SilverQuest

- SilverSNAP
- ColorSilver
- DodecaSilver
- Other fluorescent stain:
- Other silver stain:
- Other negative stain:
- Other specialty stain:
- Alexa Fluor 555
- Alexa Fluor 647
- Cy2
- Cy3
- Cy5
- Total



Protein Electrophoresis Survey

Q5ED1:

Considering your [SCRIPT] usage, how much do you spend on electrophoretic stains and labels in a typical year? (*Please specify the amount in [SCRIPT].*)

[SCRIPT] per year on average for all electrophoretic stains & labels

Next

0%  100%

© 2008 PhorTech International

Protein Electrophoresis Survey

Q7


What percent change do you foresee in your consumption of electrophoretic stains and labels over the coming 12 months? *(Please enter an estimate and indicate if positive or negative.)*

% Increase Decrease No change

Q6a1

If you indicated a change in stain/label consumption, please briefly explain why.

Next

0%  100%

© 2008 PhorTech International

Protein Electrophoresis Survey

Q21

From which of the following suppliers do you currently purchase stains and labels for your protein electrophoresis gel and blot work? (*Please select ALL that apply*)

- Bio-Rad Laboratories
- GE Healthcare
- NuSep/Gradipore
- Invitrogen
- Lonza/Cambrex
- Serva
- Sigma-Aldrich
- Thermo Scientific/Pierce
- Other: (*Please specify*)

Next

0%  100%

© 2008 PhorTech International

Protein Electrophoresis Survey

Q24

What percent of your annual budget for stains and labels do you spend with each of the following suppliers you indicated purchasing from?

<input type="text"/>	Bio-Rad Laboratories
<input type="text"/>	GE Healthcare
<input type="text"/>	NuSep/Gradipore
<input type="text"/>	Invitrogen
<input type="text"/>	Lonza/Cambrex
<input type="text"/>	Serva
<input type="text"/>	Sigma-Aldrich
<input type="text"/>	Thermo Scientific/Pierce
<input type="text"/>	Other: <i>(Please specify)</i> <input type="text"/>
<input type="text"/>	Total

Next

0% 100%

© 2008 PhorTech International

Protein Electrophoresis Survey

Q17

Almost done. Let's consider your usage of protein standards.

Which of the following types of protein standards do you currently use in your electrophoresis work? (*Please check ALL that apply*).

- Pre-stained protein markers
- Unstained protein markers
- 2-D/IEF markers
- Western Blot protein standards
- Other: (*Please specify*)

Next

0%  100%

© 2008 PhorTech International

Protein Electrophoresis Survey

Q17a:

For each of the protein standards you indicate using, please select the primary supplier(s) from the pull-down lists. (You may choose a supplier more than once).

	Type of Standard	Primary Supplier(s)
1	Select one: <input type="text"/>	Select one: <input type="text"/>
2	Select one: <input type="text"/>	Select one: <input type="text"/>
3	Select one: <input type="text"/>	Select one: <input type="text"/>
4	Select one: <input type="text"/>	Select one: <input type="text"/>

Next

0% 100%

© 2008 PhorTech International

Protein Electrophoresis Survey

Q17b:

What three factors are most important when selecting a protein standard? *(Please select and rank the top 3 factors)*

	Top Choice	Second Choice	Third Choice
Reliable performance	<input type="radio"/>	<input type="radio"/>	<input type="radio"/>
Product availability	<input type="radio"/>	<input type="radio"/>	<input type="radio"/>
Affordable price	<input type="radio"/>	<input type="radio"/>	<input type="radio"/>
Band sharpness	<input type="radio"/>	<input type="radio"/>	<input type="radio"/>
Band orientation (dark to light to show gel orientation)	<input type="radio"/>	<input type="radio"/>	<input type="radio"/>
Breadth of product offering	<input type="radio"/>	<input type="radio"/>	<input type="radio"/>
Product stability	<input type="radio"/>	<input type="radio"/>	<input type="radio"/>
Company reputation	<input type="radio"/>	<input type="radio"/>	<input type="radio"/>
Accuracy of molecular weights	<input type="radio"/>	<input type="radio"/>	<input type="radio"/>
Technical support and expertise	<input type="radio"/>	<input type="radio"/>	<input type="radio"/>
High quality products	<input type="radio"/>	<input type="radio"/>	<input type="radio"/>
Other: <input type="text"/>	<input type="radio"/>	<input type="radio"/>	<input type="radio"/>
Other: <input type="text"/>	<input type="radio"/>	<input type="radio"/>	<input type="radio"/>

Next

0%  100%


Protein Electrophoresis Survey

Q5ED2

Considering your [SCRIPT] usage, how much do you spend on electrophoretic standards in a typical year? (Please specify the amount in [SCRIPT].)

[SCRIPT] per year on average for all electrophoretic standards

Next

0%  100%

© 2008 PhorTech International

Protein Electrophoresis Survey

Q9

What percent change do you foresee in your consumption of electrophoretic standards over the coming 12 months? *(Please enter an estimate and indicate if positive or negative.)*

% Increase Decrease No change

Q6a2

If you indicated a change in standards consumption, please briefly explain why.

Next

0%  100%

© 2008 PhorTech International

Protein Electrophoresis Survey

Q32

In the next section, we will ask you about electrophoresis equipment and reagent suppliers you are familiar with and how you would evaluate their performance.

From the alphabetic list of electrophoresis equipment and reagent suppliers below, please indicate the suppliers you recognize. For example, you use their products on a regular basis or are familiar with their offerings. *(Please select ALL that apply. You may identify one additional company of your choice).*

- Ambion
- Bio-Rad Laboratories
- CBS Scientific
- GE Healthcare
- Hoefer
- Invitrogen
- Lonza
- PerkinElmer Life Sciences
- Qiagen
- Santa Cruz Biotechnology
- Serva
- Sigma-Aldrich
- Thermo Scientific
- Stratagene
- VWR Scientific
- Other: *(Please specify)*

Next

0%  100%

Protein Electrophoresis Survey

Q33

From the following list, please rate the importance of each of the following factors in your decision to select an electrophoresis equipment or reagent supplier. (Using a 10 point scale, where '1' means very important and a '10' means not at all important. You may use a rating value more than once).

	Very important 1	2	3	4	5	6	7	8	9	Not at all important 10
Availability/ease of ordering	<input type="radio"/>	<input type="radio"/>	<input type="radio"/>	<input type="radio"/>	<input type="radio"/>	<input type="radio"/>	<input type="radio"/>	<input type="radio"/>	<input type="radio"/>	<input type="radio"/>
Consistent quality	<input type="radio"/>	<input type="radio"/>	<input type="radio"/>	<input type="radio"/>	<input type="radio"/>	<input type="radio"/>	<input type="radio"/>	<input type="radio"/>	<input type="radio"/>	<input type="radio"/>
Application support	<input type="radio"/>	<input type="radio"/>	<input type="radio"/>	<input type="radio"/>	<input type="radio"/>	<input type="radio"/>	<input type="radio"/>	<input type="radio"/>	<input type="radio"/>	<input type="radio"/>
Ease of use	<input type="radio"/>	<input type="radio"/>	<input type="radio"/>	<input type="radio"/>	<input type="radio"/>	<input type="radio"/>	<input type="radio"/>	<input type="radio"/>	<input type="radio"/>	<input type="radio"/>
Previous experience	<input type="radio"/>	<input type="radio"/>	<input type="radio"/>	<input type="radio"/>	<input type="radio"/>	<input type="radio"/>	<input type="radio"/>	<input type="radio"/>	<input type="radio"/>	<input type="radio"/>
Reputation of supplier	<input type="radio"/>	<input type="radio"/>	<input type="radio"/>	<input type="radio"/>	<input type="radio"/>	<input type="radio"/>	<input type="radio"/>	<input type="radio"/>	<input type="radio"/>	<input type="radio"/>
Value for money	<input type="radio"/>	<input type="radio"/>	<input type="radio"/>	<input type="radio"/>	<input type="radio"/>	<input type="radio"/>	<input type="radio"/>	<input type="radio"/>	<input type="radio"/>	<input type="radio"/>
Delivery time	<input type="radio"/>	<input type="radio"/>	<input type="radio"/>	<input type="radio"/>	<input type="radio"/>	<input type="radio"/>	<input type="radio"/>	<input type="radio"/>	<input type="radio"/>	<input type="radio"/>
Reliable performance	<input type="radio"/>	<input type="radio"/>	<input type="radio"/>	<input type="radio"/>	<input type="radio"/>	<input type="radio"/>	<input type="radio"/>	<input type="radio"/>	<input type="radio"/>	<input type="radio"/>

Next

0%  100%

Protein Electrophoresis Survey

Q44


From the alphabetic pull-down lists of electrophoresis equipment and reagent suppliers, please mark the one you would rank highest in each of the following areas you considered important. (You may choose a supplier more than once).

	Top-Rated Supplier
Value for money	Select supplier: <input type="text"/>
Previous experience	Select supplier: <input type="text"/>
Ease of use	Select supplier: <input type="text"/>
Availability/ease of ordering	Select supplier: <input type="text"/>
Reliable performance	Select supplier: <input type="text"/>
Consistent quality	Select supplier: <input type="text"/>
Reputation of supplier	Select supplier: <input type="text"/>
Delivery time	Select supplier: <input type="text"/>
Application support	Select supplier: <input type="text"/>

Q45

And, one last question about your work, please identify any significant 'pain points' related to **protein electrophoresis** or **Western blotting** work which you would like to see improved or eliminated? (Please indicate the relevant procedure (electrophoresis or Western blotting) followed by a brief description of the problem.)

Next

0%  100%

© 2008 PhorTech International

Protein Electrophoresis Survey

Q91

Finally, please answer a few questions about your self.

How would you best describe your organization?

Select one:

Q92

What most closely fits your job description?

Select one:

Q93

How many years of experience have you had with protein electrophoresis techniques?

years

Next

0% 100%

© 2008 PhorTech International

Protein Electrophoresis Survey

Q94

Please indicate below your primary scientific discipline.

Select one:

Q96

How are you involved (either personally or as a member of a group) in the purchase of electrophoresis products for your organization?

- initiate/determine need
- specify/set standards
- evaluate/select suppliers
- approve/authorize purchase
- Other:
- no involvement

Q98

This would be a good place to make any final comments about this survey or your usage of electrophoresis equipment and reagents.

Next

0% 100%

Protein Electrophoresis Survey

prize

OK. now please choose your free gift from the following list:

Select one:

who

Please make sure we have your current contact information by completing the fields below:

First Name, Last Name:	<input type="text"/>	<input type="text"/>
Organization:	<input type="text"/>	
Department:	<input type="text"/>	
Address:	<input type="text"/>	
City, State, Zip:	<input type="text"/>	<input type="text"/>
Country:	<input type="text" value="USA"/>	
Telephone:	<input type="text"/>	<i>(Not required, but helpful in case of problem delivering gift).</i>
E-mail:	<input type="text"/>	

Next

0% 100%

© 2008 PhorTech International